

NORTH STOCKTON COMMUNITY CENTER

ANDERSON PARK
STOCKTON, CALIFORNIA

MARQUIS ASSOCIATES
ARCHITECTS AND PLANNERS

APPROVALS


Emil Leppa 12/17/77
DEPARTMENT OF PARKS & RECREATION DATE

Ray Miller 10/21/77
DEPARTMENT OF PUBLIC WORKS DATE

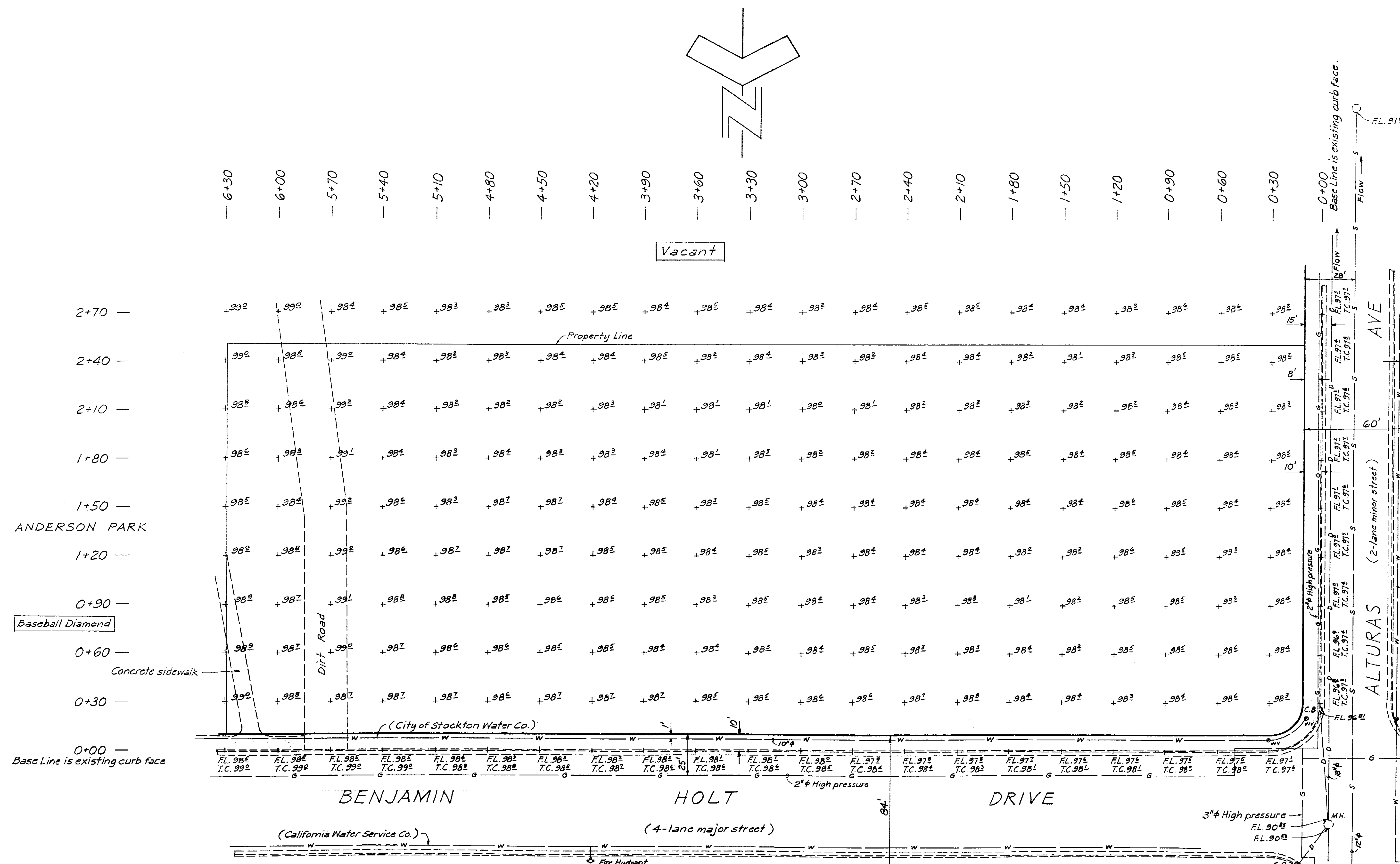
Joan C. Jeller 10-17-77
COMMUNITY DEVELOPMENT
BUILDING DIVISION DATE

LIST OF DRAWINGS

TITLE SHEET
C-1 TOPOGRAPHY MAP
C-2 LAYOUT PLAN
C-3 GRADING AND DRAINAGE PLAN
C-4 PAVING & CONCRETE ELEVATIONS
C-5 ON-SITE IMPROVEMENT DETAILS
C-6 ON-SITE IMPROVEMENT DETAILS
L-1 PLANTING PLAN
L-2 IRRIGATION PLAN
A-1 SITE PLAN, LEGEND & VICINITY MAP
A-2 FLOOR PLAN, DETAIL PLANS & FINISH SCHEDULE
A-3 BUILDING SECTIONS & COURTYARD ELEVATIONS
A-4 EXTERIOR ELEVATIONS & DETAILS
A-5 ROOF PLAN AND DETAILS
A-6 REFLECTED CEILING PLAN & DETAILS
A-7 INTERIOR ELEVATIONS
A-8 INTERIOR ELEVATIONS
A-9 DOOR & WINDOW SCHEDULES & DETAILS
A-10 CASEWORK, STAIR, & INTERIOR DETAILS
A-11 COURTYARD LANDSCAPE PLAN & DETAILS
S-1 GENERAL NOTES & TYPICAL DETAILS
S-2 FOUNDATION & FLOOR PLAN & DETAILS
S-3 ROOF PLAN & DETAILS
S-4 SECTIONS & DETAILS
S-5 SECTIONS & DETAILS
M-1 DETAILS & SCHEDULES
M-2 FLOOR PLAN
M-3 SECTIONS & DIAGRAMS
P-1 SITE PLAN, SYMBOLS & SCHEDULES
P-2 FLOOR PLANS
P-3 DIAGRAMS & DETAILS
E-1 SITE PLAN, SYMBOLS & DETAILS
E-2 LIGHTING PLAN
E-3 POWER PLAN
E-4 DIAGRAMS, DETAILS & SCHEDULES



1994C



- SYMBOLS and ABBREVIATIONS**
- W — Water line
 - G — Gas line
 - S — Sanitary sewer line
 - D — Storm drain
 - T.C. — Top of curb
 - F.L. — Flowline
 - C.B. — Catchbasin
 - M.H. — Manhole
 - W.V. — Water valve

No.	Date	Description	Des.	Chk.
Revisions				

Marquis Associates
Architects and Planners
 243 Vallejo Street
 San Francisco
 California 94111
 415-788-2044

NORTH STOCKTON COMMUNITY CENTER
STOCKTON, CALIFORNIA

CONSULTANTS

STRUCTURAL
 Raj. T. Desai Associates
 1045 Sansome Street
 San Francisco, California
 415 397-5365

MECHANICAL & ELECTRICAL
 Chamberlain & Painter
 637 Mission Street
 San Francisco, California
 415 982-1823

SOILS
 J. H. Kleinfelder & Associates
 2825 Myrtle Street
 Stockton, California
 209 466-2932

ESTIMATOR
 Paul Oppenheim
 P. O. Box 275, Star Route
 Sausalito, California
 415 388-3898

LANDSCAPE & CIVIL
 Dept. of Public Works & Dept.
 of Parks & Recreation
 City Hall
 Stockton, California

FB. 516 (3, 4)


TOPOGRAPHY MAP

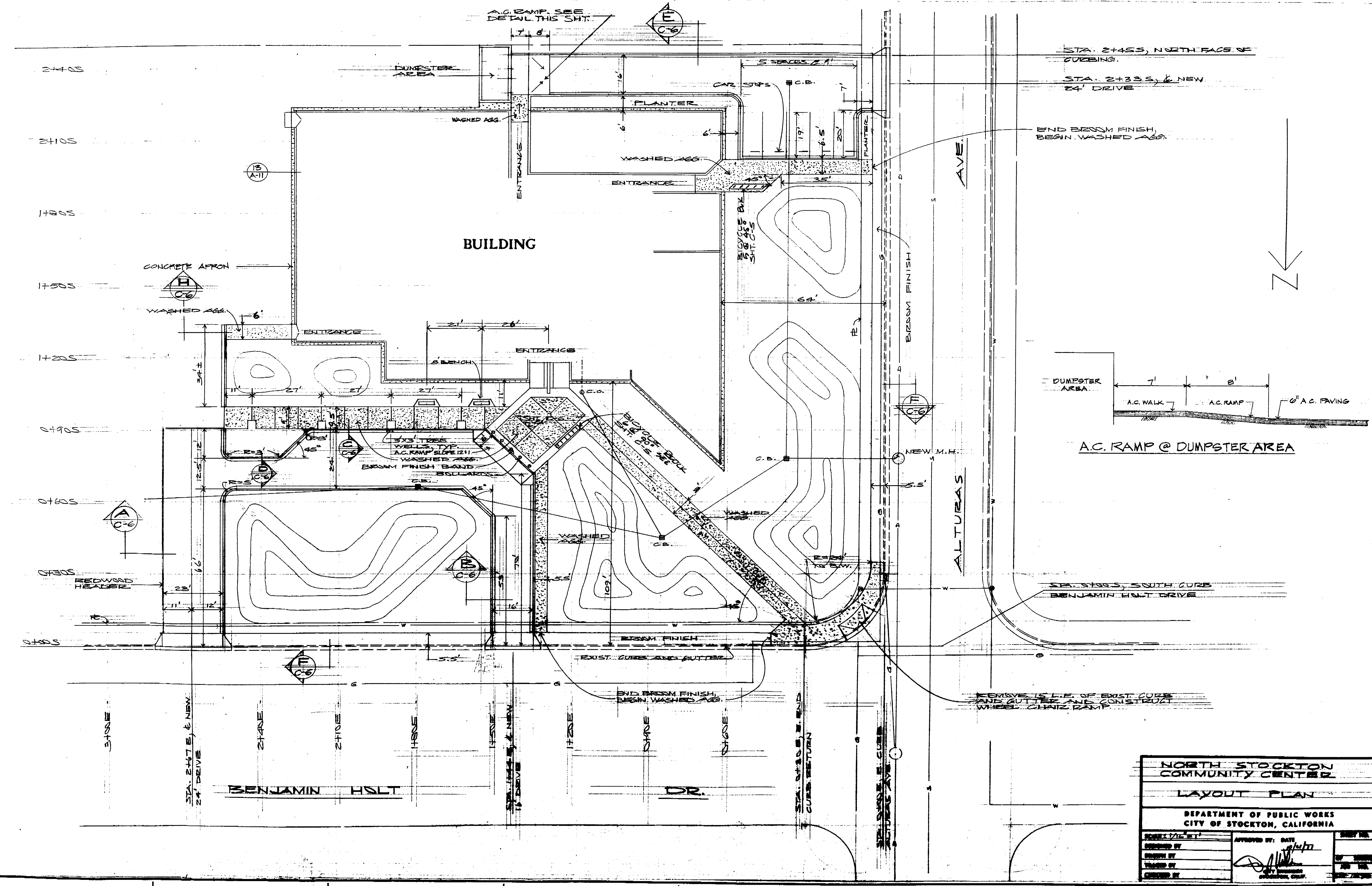
NORTH STOCKTON COMMUNITY CENTER

DEPARTMENT OF PUBLIC WORKS
CITY OF STOCKTON, CALIFORNIA

SCALE 1" = 30'	APPROVED BY: DATE	SHEET NO.
DRAWN BY	DATE	
CHECKED BY		

Sheet No. **C1**





No.	Rev.	Description	Date	BY
Revisions				

Marquis Associates
 Architects and Planners
 245 Vallejo Street
 San Francisco
 California 94111
 415-788-2844

NORTH STOCKTON COMMUNITY CENTER
 STOCKTON, CALIFORNIA

CONSULTANTS
STRUCTURAL
 Raj. T. Desai Associates
 1045 Sansome Street
 San Francisco, California
 415 397-5365

MECHANICAL & ELECTRICAL
 Chamberlain & Painter
 657 Mission Street
 San Francisco, California
 415 982-1823

SOILS
 J. H. Kleinfelder & Associates
 2125 Myrtle Street
 Stockton, California
 209 466-2932


ESTIMATOR
 Paul Oppenheim
 P. O. Box 275, Star Route
 Sausalito, California
 415 388-3898

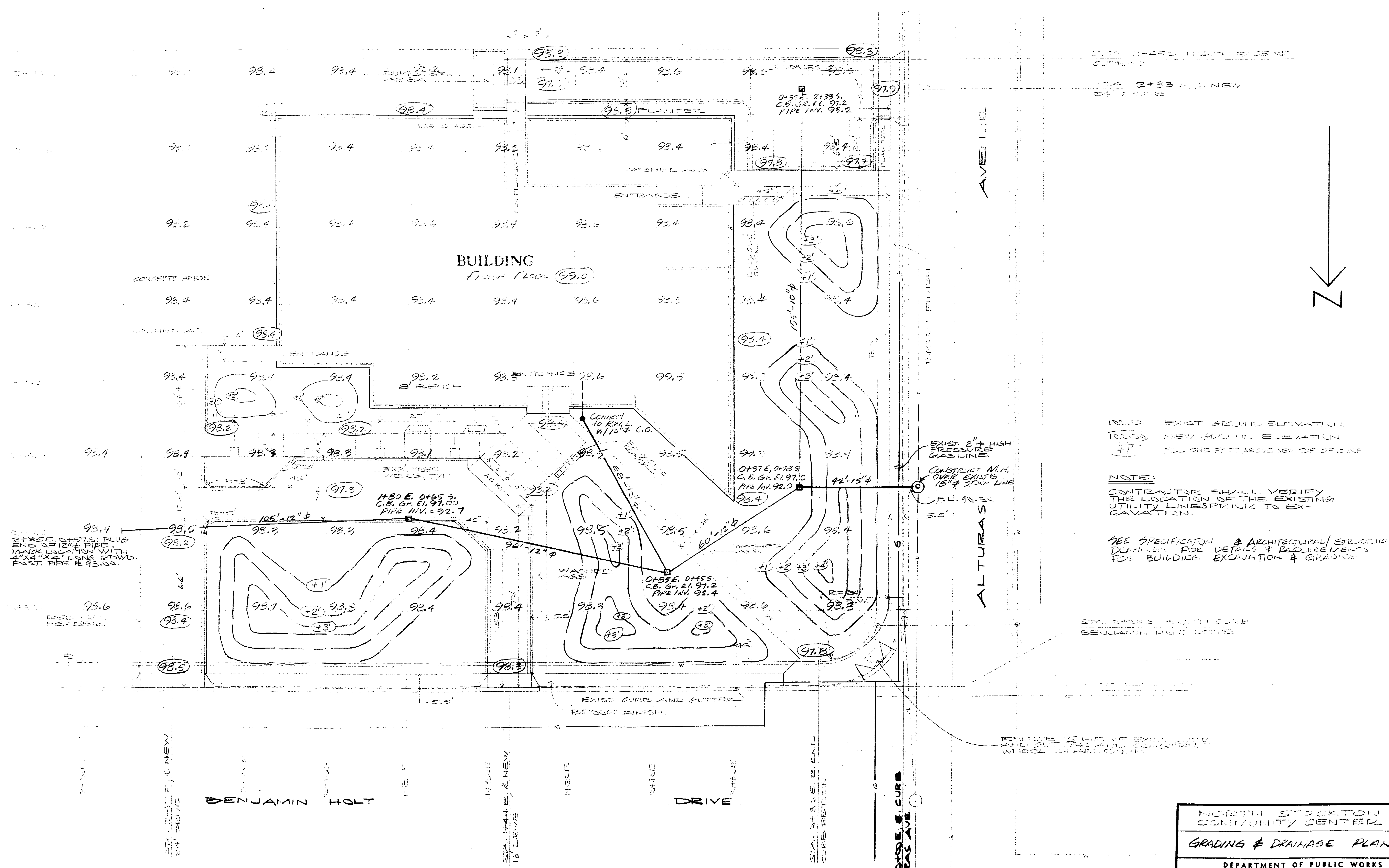
LANDSCAPE & CIVIL
 Dept. of Public Works & Dept.
 of Parks & Recreation
 City Hall
 Stockton, California

NORTH STOCKTON COMMUNITY CENTER
LAYOUT PLAN
 DEPARTMENT OF PUBLIC WORKS
 CITY OF STOCKTON, CALIFORNIA

DESIGNED BY: [Signature]	APPROVED BY: [Signature]
CHECKED BY: [Signature]	DATE: [Date]
DATE: [Date]	SCALE: [Scale]

C 2






INDICATES EXIST. FINISH ELEVATION
 T.E.L. NEW FINISH ELEVATION
 -1-1- ALL ONE FOOT ABOVE NEW TOP OF CURB

NOTE:
 CONTRACTOR SHALL VERIFY
 THE LOCATION OF THE EXISTING
 UTILITY LINES PRIOR TO EX-
 CAVATION.

**SEE SPECIFICATION & ARCHITECTURAL/STRUCTURAL
 DRAWINGS FOR DETAILS & REQUIREMENTS
 FOR BUILDING EXCAVATION & GRADING.**



No.	Ref.	Description	Date	Chg.
Revisions				

Marquis Associates
 Architects and Planners
 243 Vallejo Street
 San Francisco
 California 94111
 415-788-0544

NORTH STOCKTON COMMUNITY CENTER
 STOCKTON, CALIFORNIA

CONSULTANTS

STRUCTURAL
 Raj, T. Desai Associates
 1045 Gasome Street
 San Francisco, California
 415 397-5365

MECHANICAL & ELECTRICAL
 Chamberlain & Painter
 657 Mission Street
 San Francisco, California
 415 982-1823


SOILS
 J. H. Kleinfelder & Associates
 2825 Myrtle Street
 Stockton, California
 209 466-2932

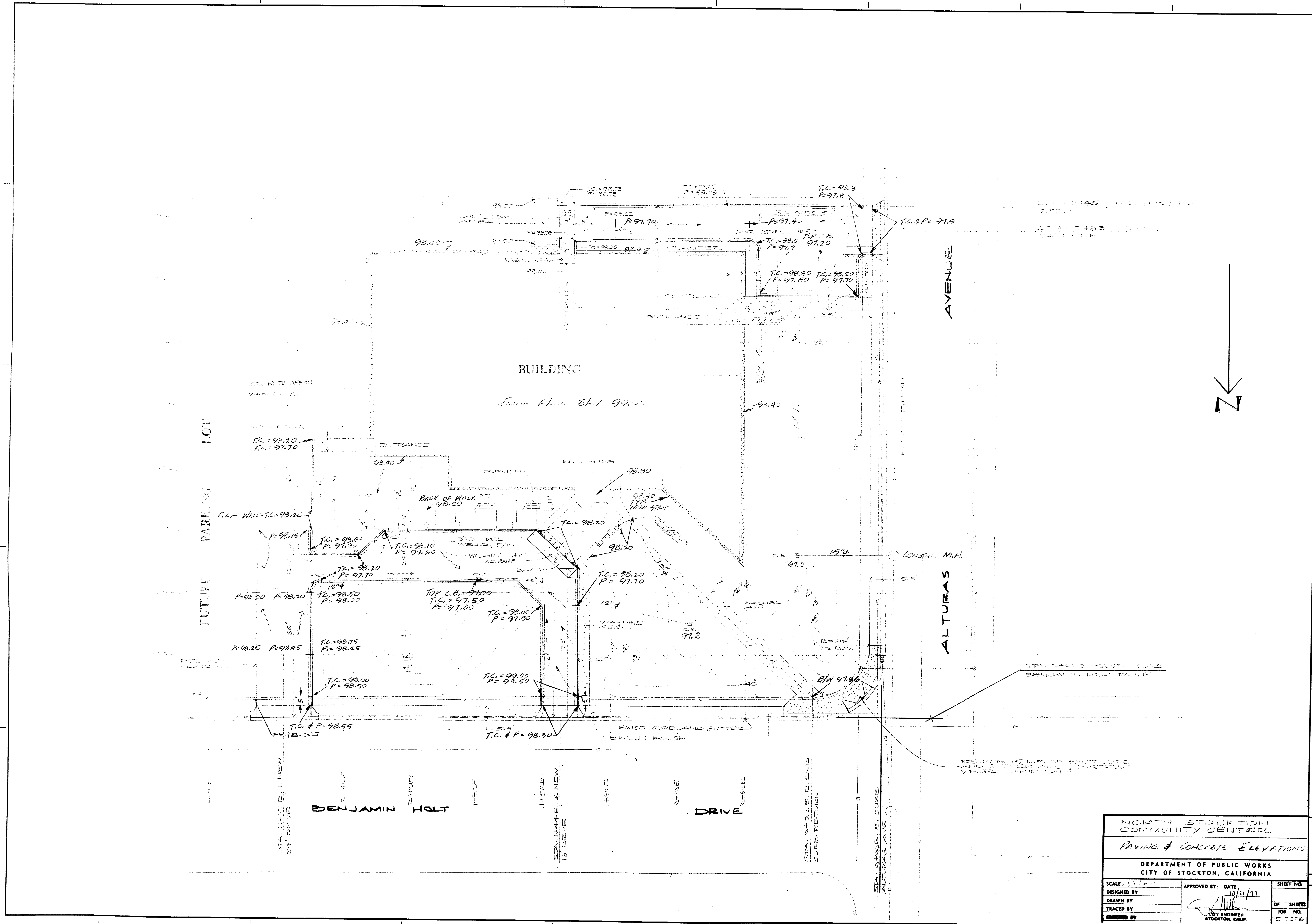
ESTIMATOR
 Paul Oppenheim
 P. O. Box 275, Star Route
 Sausalito, California
 415 388-3898

LANDSCAPE & CIVIL
 Dept. of Public Works & Dept.
 of Parks & Recreation
 City Hall
 Stockton, California

NORTH STOCKTON COMMUNITY CENTER		
GRADING & DRAINAGE PLAN		
DEPARTMENT OF PUBLIC WORKS CITY OF STOCKTON, CALIFORNIA		
SCALE: 1" = 10'-0"	APPROVED BY: DATE 1/21/77	SHEET NO. OF SHEETS 12 OF 12
DESIGNED BY	TRACED BY	CITY ENGINEER STOCKTON, CALIF.
CHECKED BY		

Sheet Title
 Scale
 Sheet Number
 1994.3c





No.	Description	Date	By
Revisions			
Job No.	Checked by		
Drawn by	Date		

Marquis Associates
Architects and Planners
243 Vallejo Street
San Francisco
California 94111
415-788-2644

NORTH STOCKTON COMMUNITY CENTER
STOCKTON, CALIFORNIA

CONSULTANTS
STRUCTURAL
Ray T. Desai Associates
1045 Sansome Street
San Francisco, California
415 397-5365


MECHANICAL & ELECTRICAL
Chamberlain & Painter
657 Mission Street
San Francisco, California
415 982-1823

SOILS
J. H. Kleinfelder & Associates
2825 Myrtle Street
Stockton, California
209 466-2932

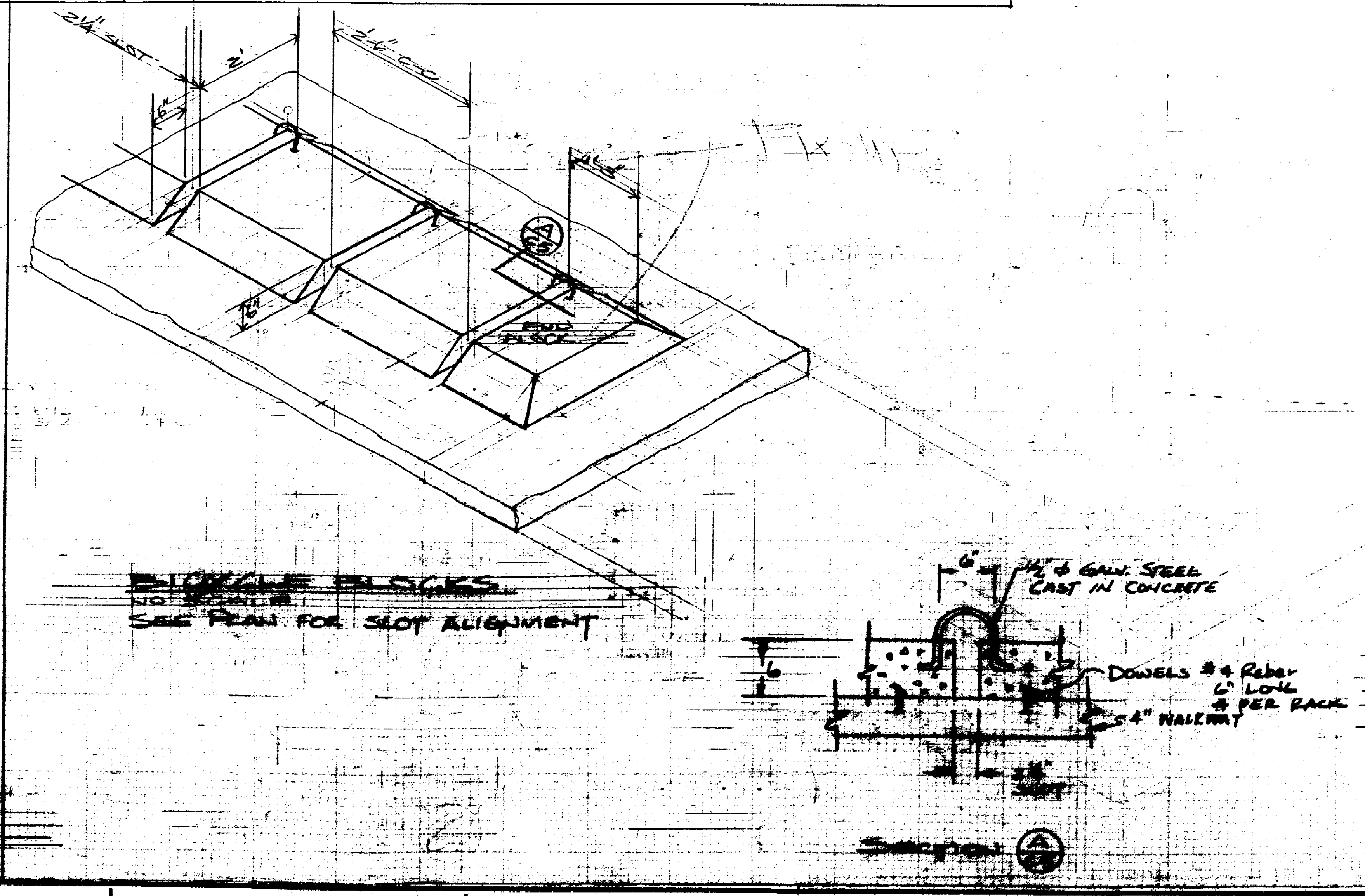
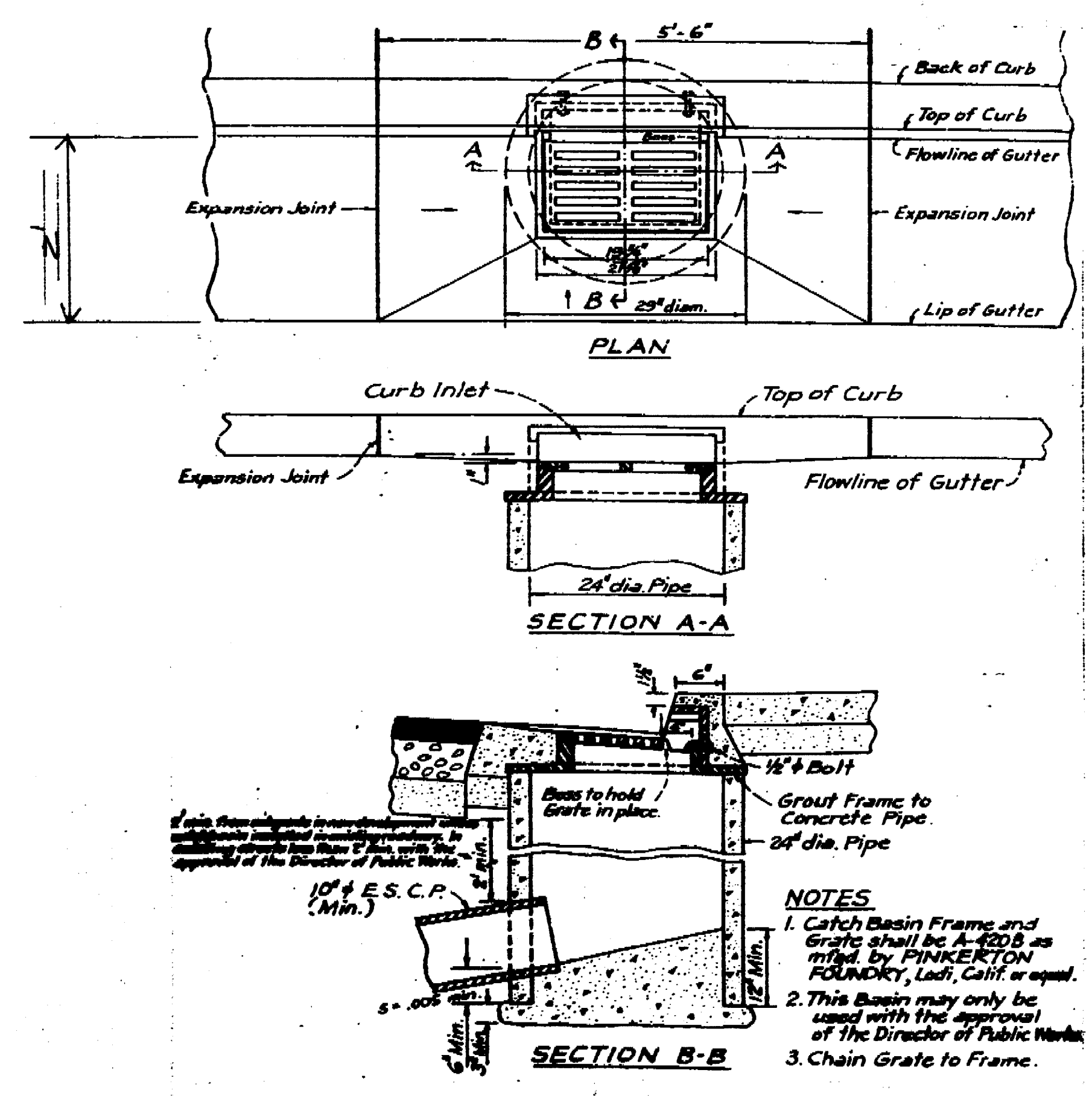
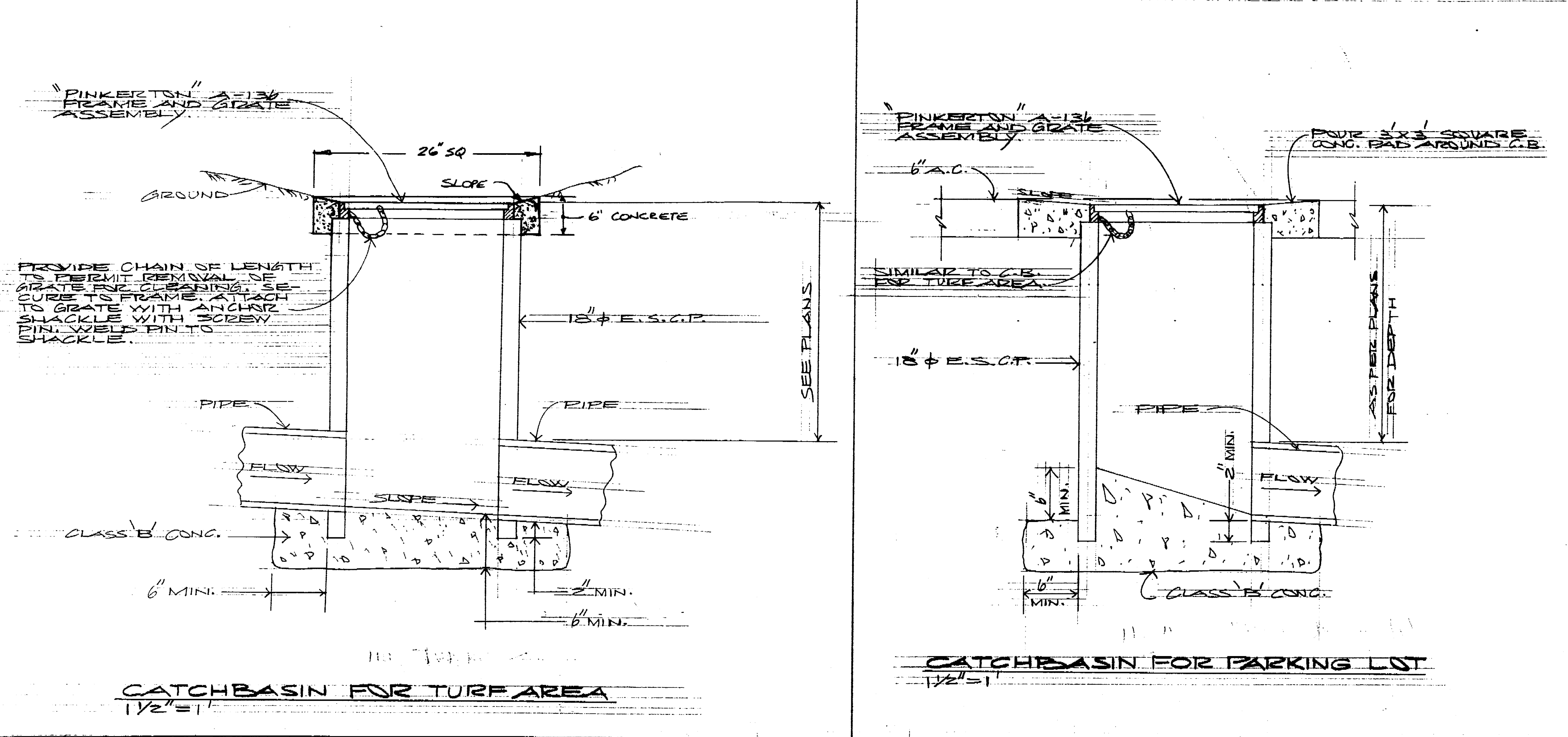
ESTIMATOR
Paul Oppenheim
P. O. Box 275, Star Route
Sausalito, California
415 388-3898

LANDSCAPE & CIVIL
Dept. of Public Works & Dept.
of Parks & Recreation
City Hall
Stockton, California

NORTH STOCKTON COMMUNITY CENTER		Sheet Title
PAVING & CONCRETE ELEVATIONS		Scale
DEPARTMENT OF PUBLIC WORKS CITY OF STOCKTON, CALIFORNIA		Sheet Number
SCALE: 1/4" = 1'-0"	APPROVED BY: DATE: 10/21/77	SHEET NO. 4
DESIGNED BY:	CITY ENGINEER STOCKTON, CALIF.	OF SHEETS 12
DRAWN BY:		JOB NO. 15-7376
TRACED BY:		12-7376
CHECKED BY:		OF



1977.10



NORTH STOCKTON COMMUNITY CENTER	
ON-SITE IMPROVEMENT DETAILS	
DEPARTMENT OF PUBLIC WORKS CITY OF STOCKTON, CALIFORNIA	
DATE	DRAWN BY
CHECKED BY	SCALE

No.	Rev.	Description	Date	By

Merquie Associates
Architects and Planners
245 Vallejo Street
San Francisco
California 94111
415-788-2844

NORTH STOCKTON COMMUNITY CENTER
STOCKTON, CALIFORNIA

STRUCTURAL
Raj. T. Desai Associates
1045 Sansome Street
San Francisco, California
415 397-5365

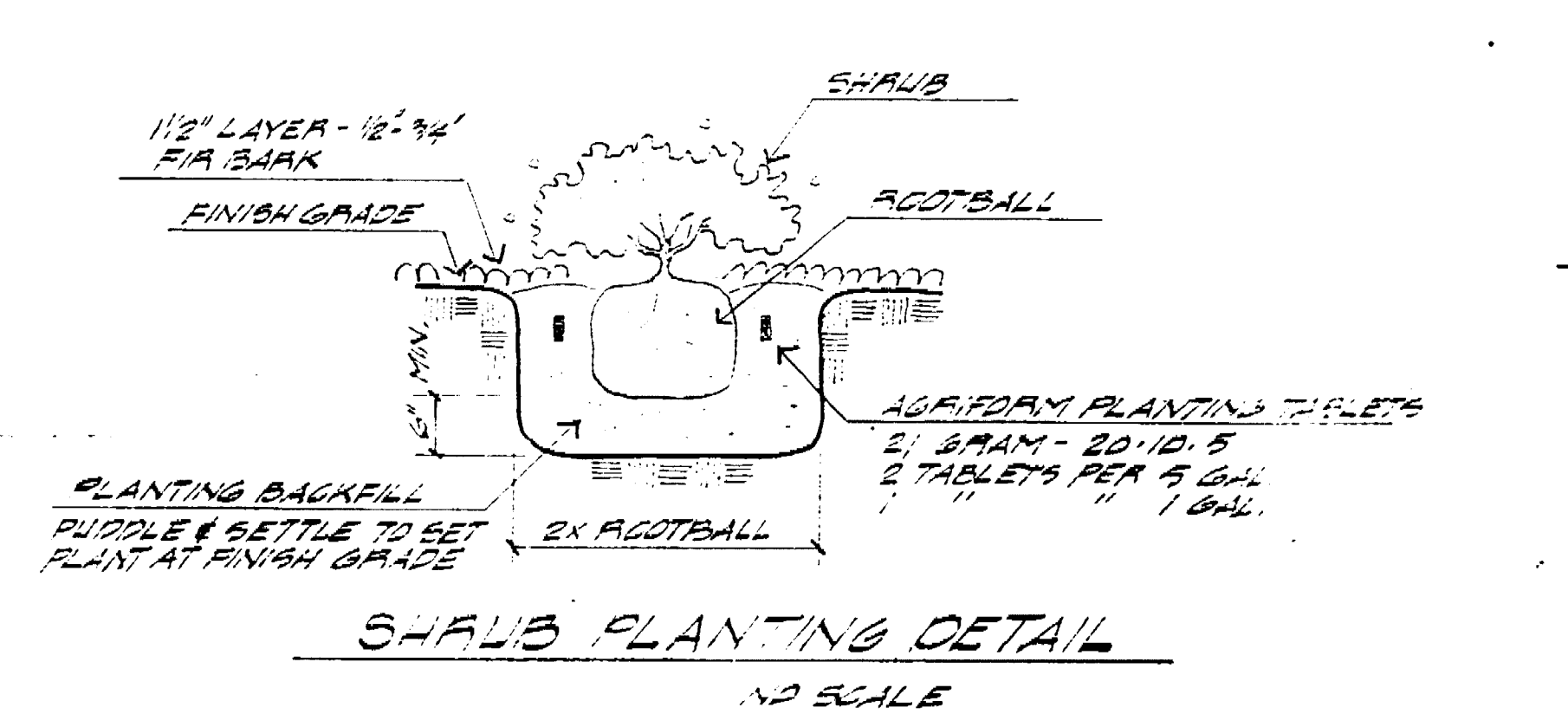
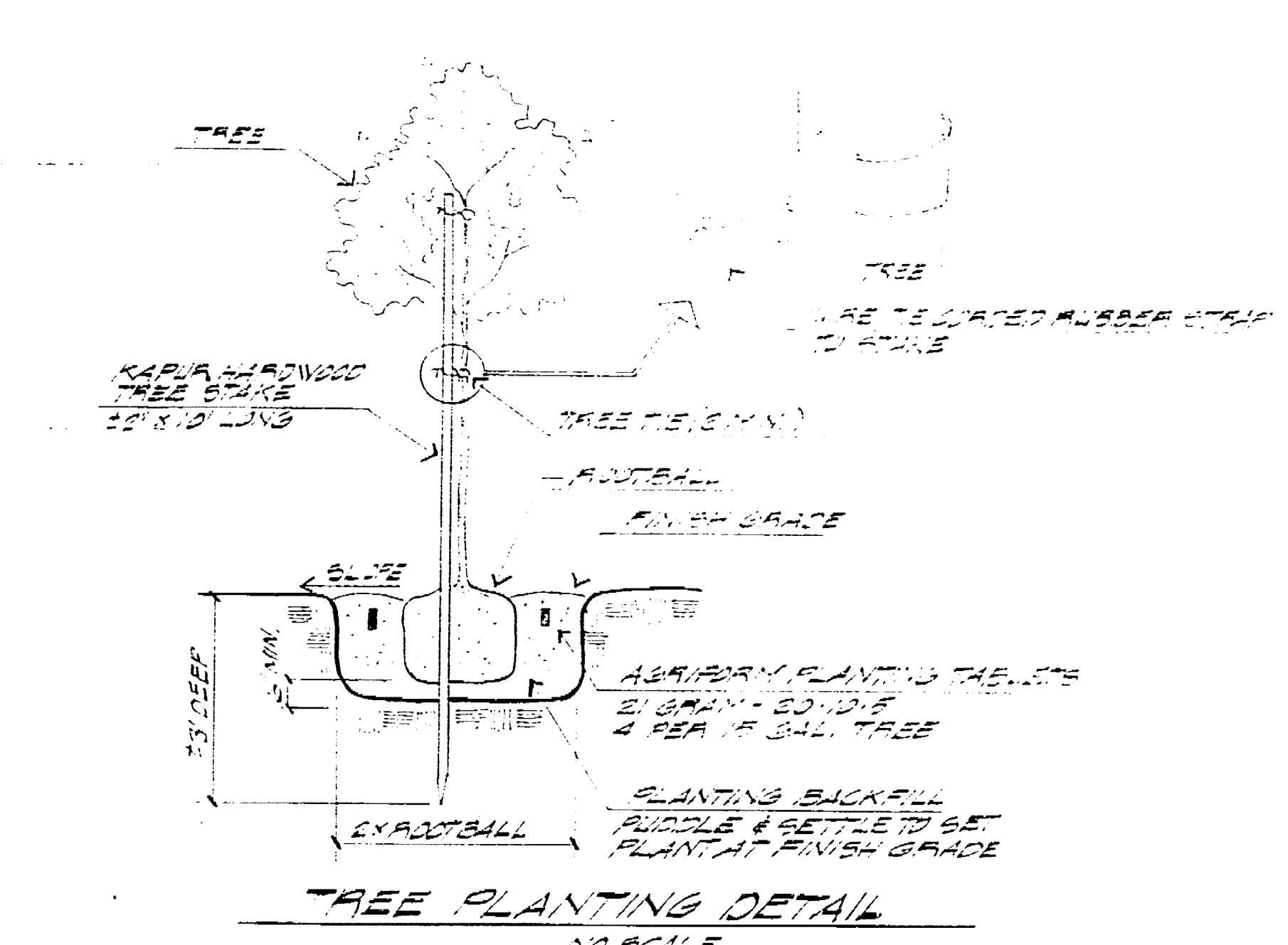
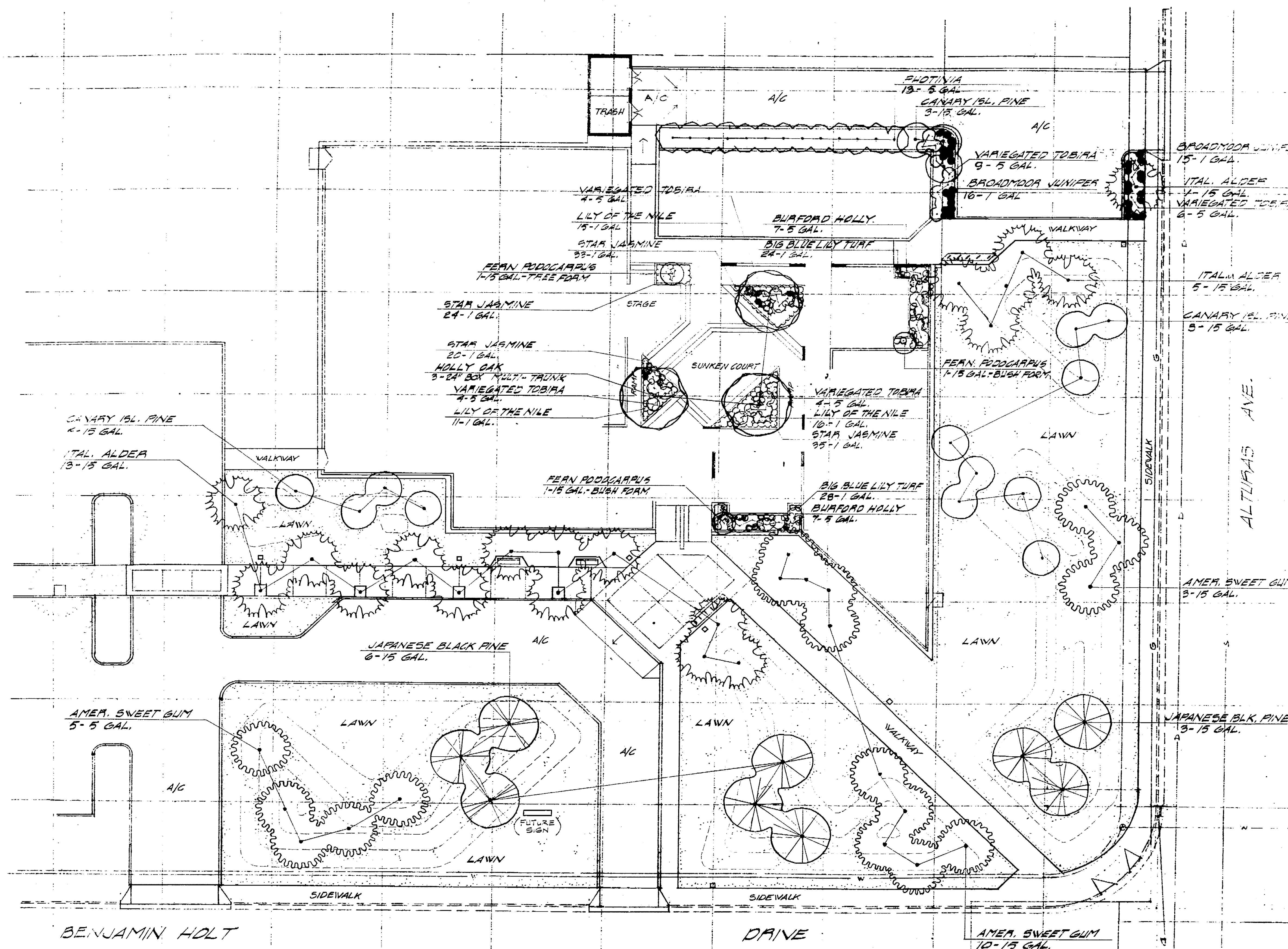
MECHANICAL & ELECTRICAL
Chamberlain & Palster
657 Mission Street
San Francisco, California
415 982-1823

SOILS
J. H. Kleinfelder & Associates
2825 Myrtle Street
Stockton, California
209 466-2932

INSULATION
Paul Oppenheim
P. O. Box 275, Star Route
Emeryville, California
415 380-3898

LANDSCAPE & CIVIL
Dept. of Public Works & Dept. of Parks & Recreation
City Hall
Stockton, California

C/S



PLANT MATERIAL LIST

QUAN	SIZE	BOTANICAL NAME	COMMON NAME	HT. CALIP. SPREAD
42	1 GAL.	ADAPANTHUS AFRICANUS	LILY OF THE NILE	0'-0" ; 18"-20" ; 3'-5"
19	15 GAL.	ALNUS CORDATA	ITALIAN ALDER	
14	1 GAL.	ILEX CORNUTA 'BURFORD'	BURFORD HOLLY	
9	1 GAL.	JUNIPERUS SABINA 'BROADWAY'	BROADWAY JUNIPER	
10	15 GAL.	LIQUIDAMBAA STYRACIFLUA 'PAUL HOLT'	AMER. SWEET GUM	6'-8" ; 14"-18" ; 3'-4"
52	1 GAL.	LIRIOPE MIBICARI	BIG BLUE LILY TURF	
13	5 GAL.	PHOTINIA FRABERI	PHOTINIA	
12	15 GAL.	PINUS CANARIENSIS	CANARY ISLAND PINE	5'-6" ; 14"-18" ; 3'-6"
9	15 GAL.	PINUS THUNBERGII	JAPANESE BLACK PINE	4'-6" ; 14"-18" ; 3'-4"
87	5 GAL.	PHYTODERMIUM TOBIIRA 'VARIEGATA'	VARIEGATED TOBIIRA	
7	15 GAL.	PODOCARPUS BRACLILOA 'TREE FERN'	FEAR PODOCARPUS	6'-8" ; 14"-18" ; 3'-4"
2	15 GAL.	PODOCARPUS BRACLILOA - BUSH FORM	FEAR PODOCARPUS	
3	24" BOX	QUERCUS LEX - MULTI TRUNK	HOLLY OAK - MULTI TRUNK	9'-11" ; 14"-24" ; 3'-5"
66	1 GAL.	TRACHELOSPERMIUM JASMINOIDES	STAR JASMINE	

NOTE: ALL SHAUBERY PLANTERS SHALL RECEIVE A 1/2" LAYER OF 1/2" - 3/4" G.S.E. FOR BANK COVERING
 □ DENOTES LIGHT SOIL

PLANTING PLAN

DEPARTMENT OF PUBLIC WORKS
CITY OF STOCKTON, CALIFORNIA

SCALE: 1/16" = 1'-0"

DESIGNED BY: J. L. GUNZ
 DRAWN BY: J. W. G.
 TRACED BY:
 CHECKED BY:

APPROVED BY: DATE: 11/11/77

SHEET NO. 1 OF 1

DATE: 11-7-77

STOCKTON, CALIF.

No.	Ref.	Description	Date	CHK.
Revisions				
Job No.	Checked by			
Drawn by	Dated			

Marquis Associates
 Architects and Planners
 243 Vallejo Street
 San Francisco, California 94111
 415-786-0944

NORTH STOCKTON COMMUNITY CENTER
 STOCKTON, CALIFORNIA

CONSULTANTS

STRUCTURAL
 Raj. T. Desai Associates
 1045 Sansome Street
 San Francisco, California
 415 397-5365

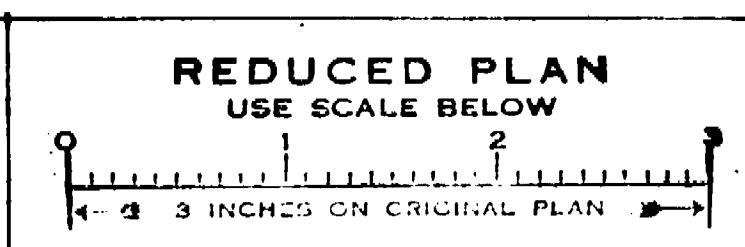
MECHANICAL & ELECTRICAL
 Chamberlain & Painter
 657 Mission Street
 San Francisco, California
 415 982-1823

SOILS
 J. H. Kleinfelder & Associates
 2825 Myrtle Street
 Stockton, California
 209 466-2932

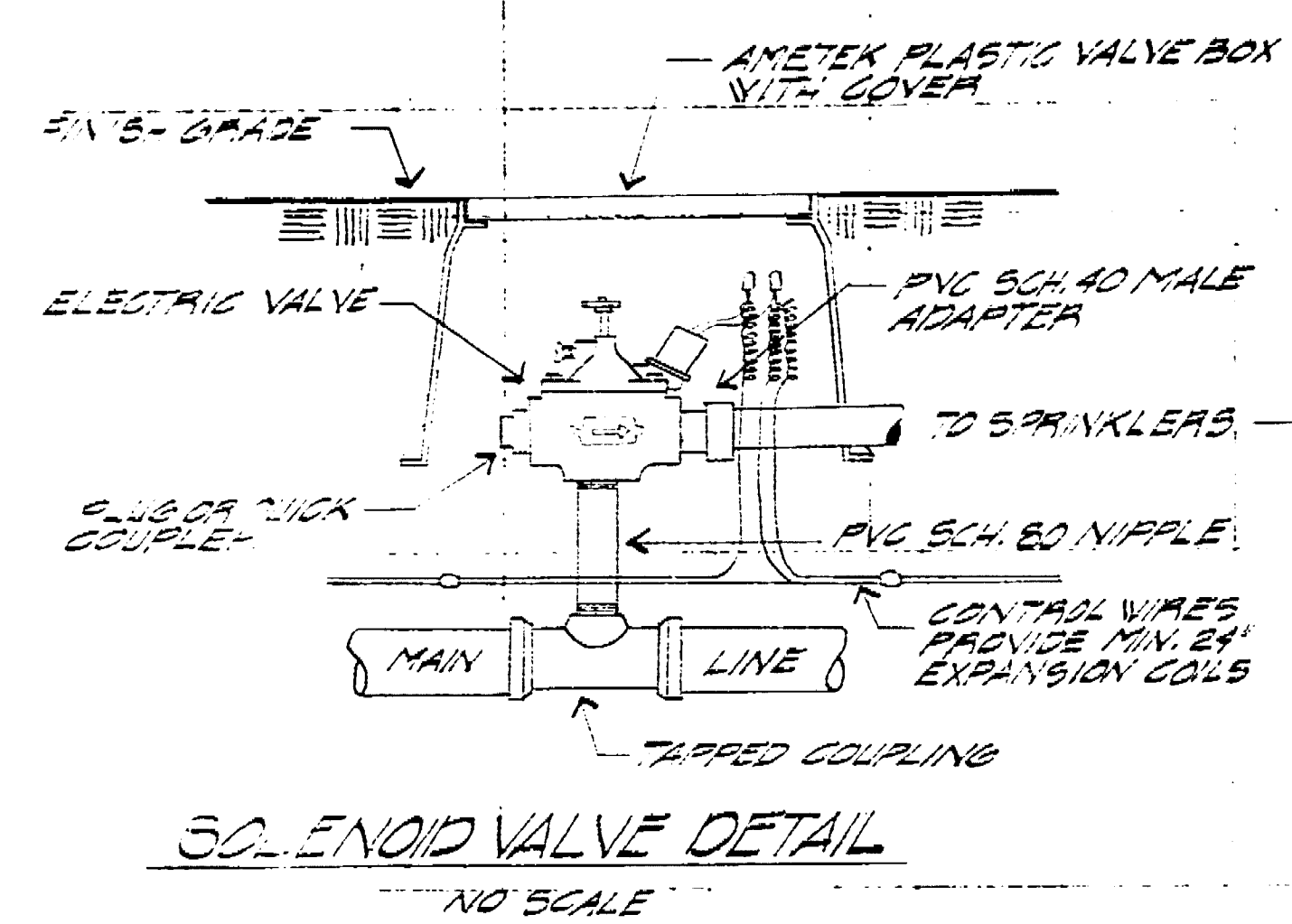
ESTIMATOR
 Paul Oppenheim
 P. O. Box 275, Star Route
 Sausalito, California
 415 388-3898

LANDSCAPE & CIVIL
 Dept. of Public Works & Dept.
 of Parks & Recreation
 City Hall
 Stockton, California

Sheet Title
 Scale
 Sheet Number
 11



1974 7C



SEE STUB OUT (1) COMMON (2) PILOT WIRES TO TERM. BOX IN 1/2\"/>

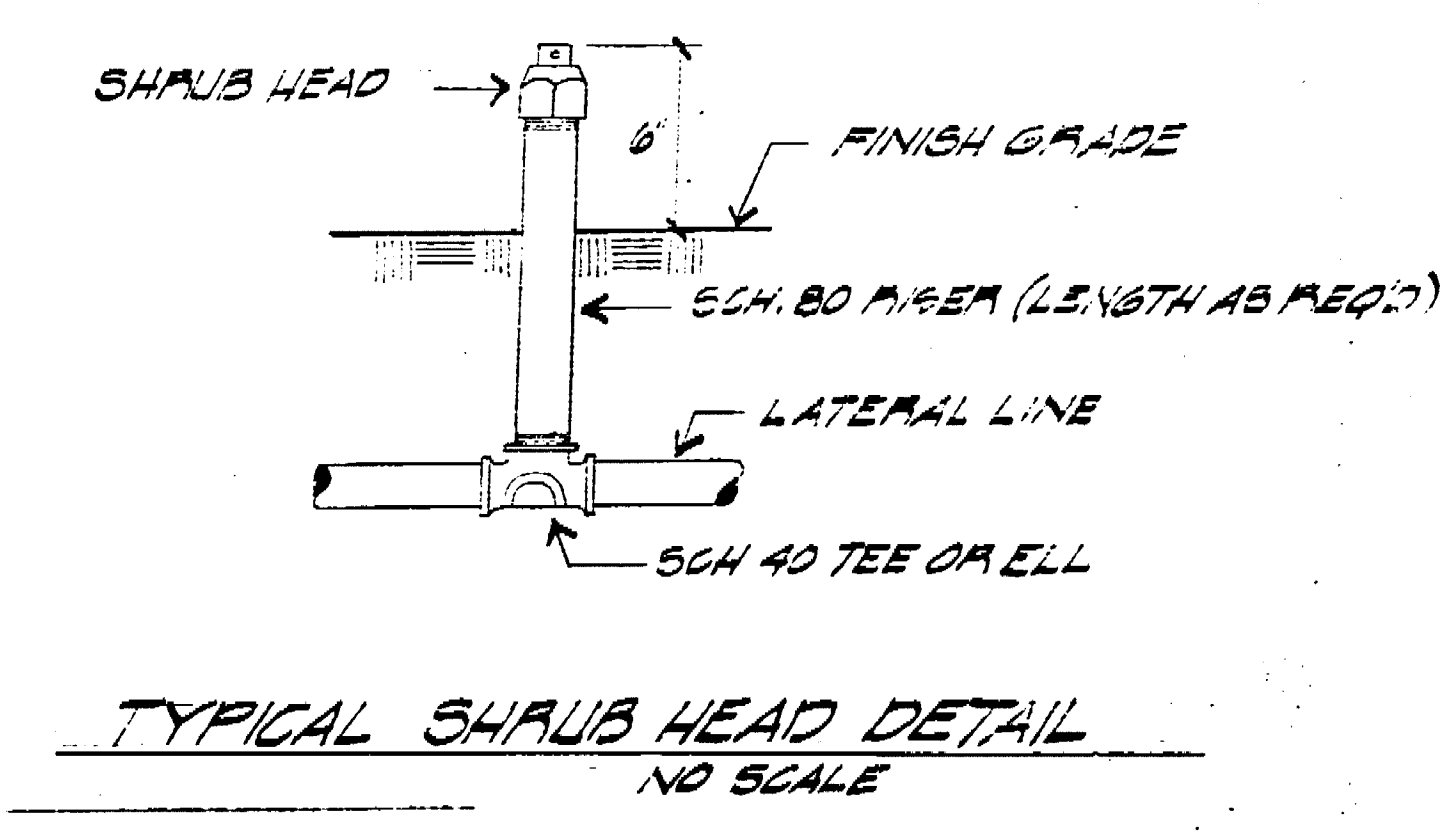
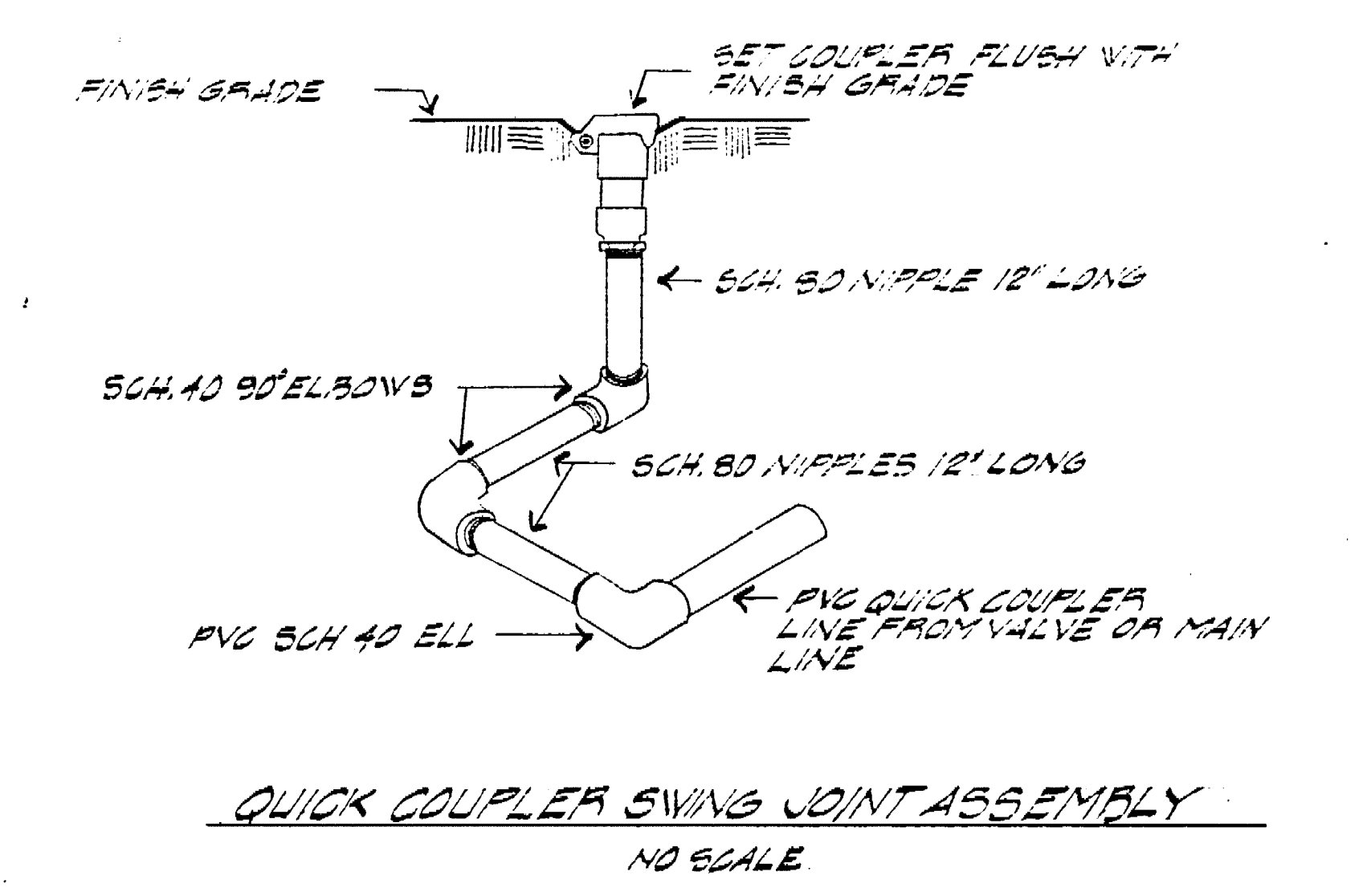
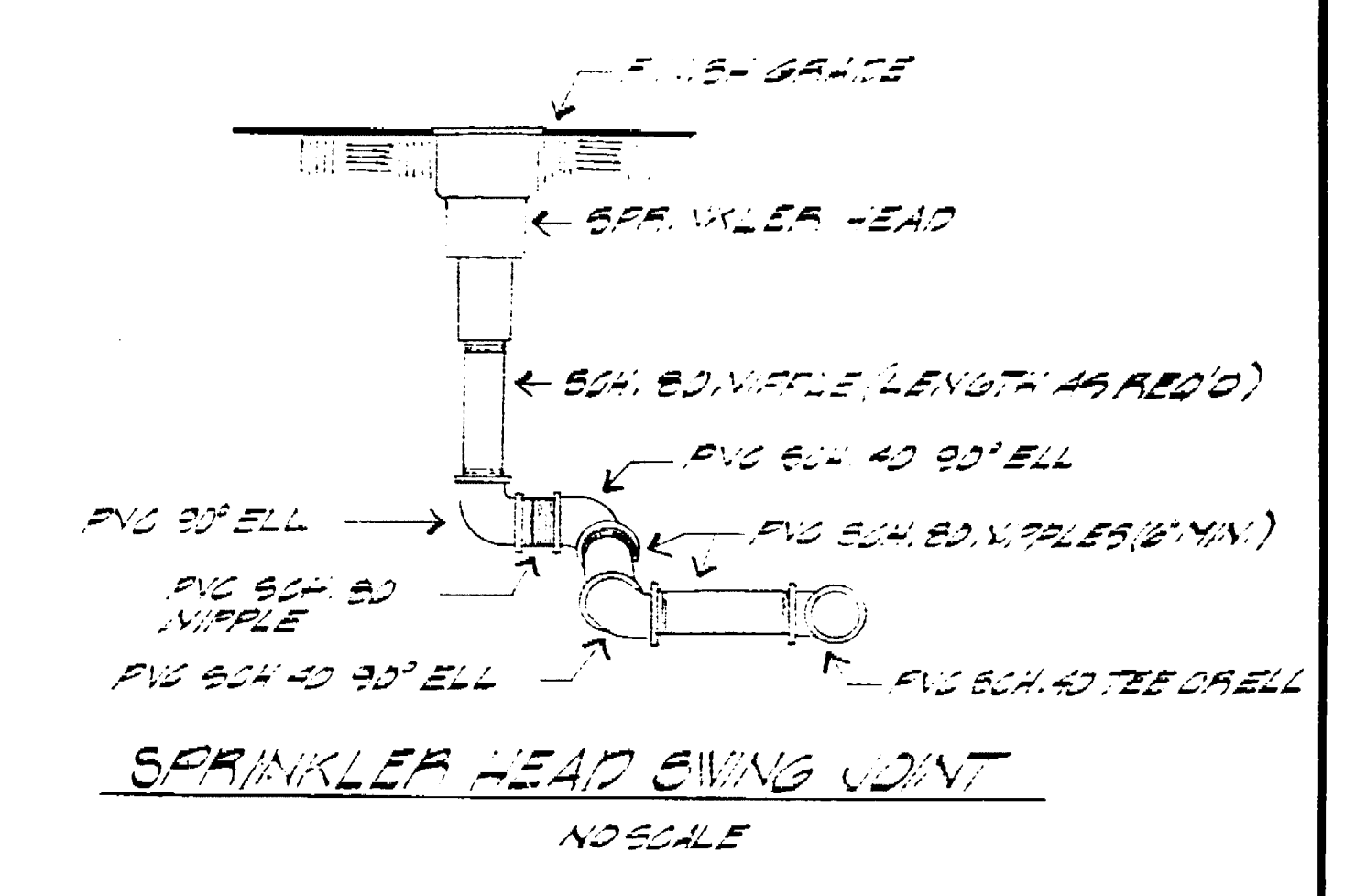
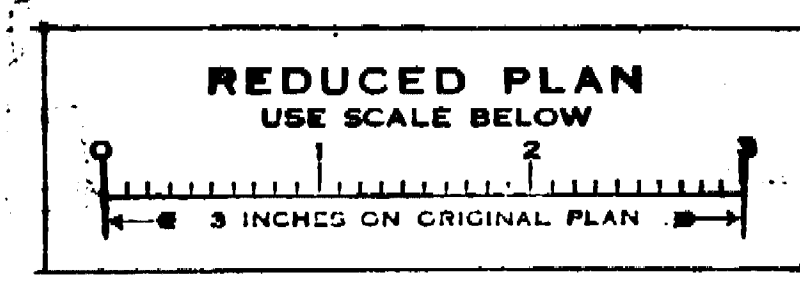
SEE STUB OUT (1) COMMON (2) PILOT WIRES TO TERM. BOX IN 1/2\"/>

BENJAMIN HOLT

IRRIGATION LEGEND

- 12 STATION AUTOMATIC CONTROLLER, GARMOID MOD 2300 OR EQUAL (WALL MOUNT)
- 1 ELECTRIC REMOTE CONTROL VALVE, (GARMOID MODEL 2000) OR EQUAL
- 1/4\"/>
- 2\"/>
- 3\"/>
- 4\"/>
- 5\"/>
- 6\"/>
- 7\"/>
- 8\"/>
- 9\"/>
- 10\"/>
- 11\"/>
- 12\"/>
- 13\"/>
- 14\"/>
- 15\"/>
- 16\"/>
- 17\"/>
- 18\"/>
- 19\"/>
- 20\"/>
- 21\"/>
- 22\"/>
- 23\"/>
- 24\"/>
- 25\"/>
- 26\"/>
- 27\"/>
- 28\"/>
- 29\"/>
- 30\"/>
- 31\"/>
- 32\"/>
- 33\"/>
- 34\"/>
- 35\"/>
- 36\"/>
- 37\"/>
- 38\"/>
- 39\"/>
- 40\"/>
- 41\"/>
- 42\"/>
- 43\"/>
- 44\"/>
- 45\"/>
- 46\"/>
- 47\"/>
- 48\"/>
- 49\"/>
- 50\"/>
- 51\"/>
- 52\"/>
- 53\"/>
- 54\"/>
- 55\"/>
- 56\"/>
- 57\"/>
- 58\"/>
- 59\"/>
- 60\"/>
- 61\"/>
- 62\"/>
- 63\"/>
- 64\"/>
- 65\"/>
- 66\"/>
- 67\"/>
- 68\"/>
- 69\"/>
- 70\"/>
- 71\"/>
- 72\"/>
- 73\"/>
- 74\"/>
- 75\"/>
- 76\"/>
- 77\"/>
- 78\"/>
- 79\"/>
- 80\"/>
- 81\"/>
- 82\"/>
- 83\"/>
- 84\"/>
- 85\"/>
- 86\"/>
- 87\"/>
- 88\"/>
- 89\"/>
- 90\"/>
- 91\"/>
- 92\"/>
- 93\"/>
- 94\"/>
- 95\"/>
- 96\"/>
- 97\"/>
- 98\"/>
- 99\"/>
- 100\"/>

--- MAIN LINE - PVC CLASS 200
 --- LATERAL LINE - PVC CLASS 100
 NOTE: ALL IRRIGATION PIPING RUNNING UNDER CONCRETE OR ASPHALT SHALL BE PVC CLASS 215



IRRIGATION PLAN

DEPARTMENT OF PUBLIC WORKS
 CITY OF STOCKTON, CALIFORNIA

SCALE: 1/4" = 1'-0"

DESIGNED BY: L.A.M., D.P.D.
 TRACED BY: D.V.D.
 CHECKED BY:

APPROVED BY: DATE: 1/11/77

Sheet Title: IRRIGATION PLAN
 Sheet Number: 12

Revisions

No.	Ref.	Description	Date	By

Drawn by: _____
 Checked by: _____
 Dated: _____

Marquis Associates
 Architects and Planners
 243 Vallejo Street
 San Francisco, California 94111
 415-788-2644

NORTH STOCKTON COMMUNITY CENTER
 STOCKTON, CALIFORNIA

CONSULTANTS

STRUCTURAL
 Raj. T. Desai Associates
 1045 Sansome Street
 San Francisco, California
 415 397-5365

MECHANICAL & ELECTRICAL
 Chamberlain & Painter
 657 Mission Street
 San Francisco, California
 415 982-1823

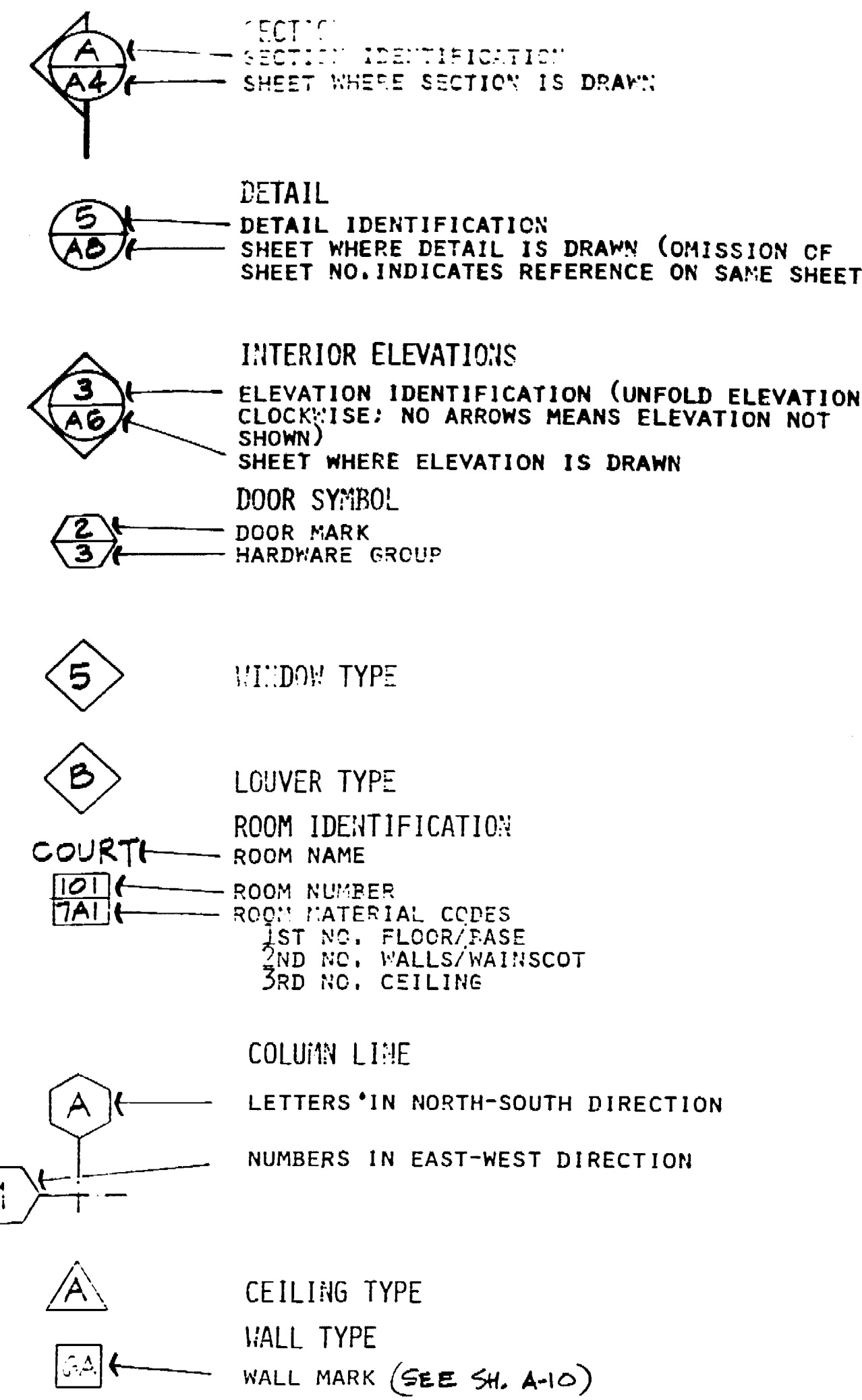
SOILS
 J. H. Kleinfelder & Associates
 2825 Myrtle Street
 Stockton, California
 209 466-2932

ESTIMATOR
 Paul Oppenheim
 P. O. Box 275, Star Route
 Sausalito, California
 415 388-3898

LANDSCAPE & CIVIL
 Dept. of Public Works & Dep. of Parks & Recreation
 City Hall
 Stockton, California

1977.10

SYMBOLS



ABBREVIATIONS

A	And	DET.	Detail	GA.	Gauge	N.	North	S.R.	Soap Dispenser
∠	Angle	DIA.	Diameter	GAUV.	Galvanized	N.I.C.	Not In Contract	SECT.	Section
∅	At	DISP.	Dispenser	G.B.	Grab Bar	NO. #	Number	SHR.	Shower
⊘	Centaline	DR.	Down	G.L.	Glass	NOM.	Nominal	SHT.	Sheet
⊙	Diameter or Round	D.H.	Down	GND.	Ground	N.T.S.	Not To Scale	SIM.	Similar
⊥	Perpendicular	D.O.	Door Opening	GYP.	Gypsum	O.A.	Overall	S.N.D.	Sanitary Napkin Dispenser
(E)	Existing	DR.	Door	H.B.	Hose Bibb	OBS.	Obscure	S.N.R.	Sanitary Napkin Receptacle
ACOUS.	Acoustical	D.S.P.	Downspout	H.C.	Hollow Core	O.C.	On Center	SS.	Stainless Steel
A.D.	Adjustable	D.W.	Drainage	H.W.	Hardwood	O.D.	Outside Diameter (Dim.)	S.S.K.	Service Sink
ADGR.	Aggregate	E.	East	H.W.M.	Hardwood	OFF.	Office	STD.	Standard
AL.	Aluminum	E.A.	Expansion Joint	H.M.	Hollow Metal	OP.	Opposite	STL.	Steel
APPROX.	Approximate	E.E.	Electrical	HORIZ.	Horizontal	PRECAST.	Pre-cast	STOR.	Storage
ARCH.	Architectural	E.E.C.	Electrical Cabinet	H.R.	Hour	PL.	Plate	STR.	Structural
ASB.	Asbestos	E.E.C.	Electrical Cabinet	HGT.	Height	P.L.A.M.	Plastic Laminate	SUSP.	Suspended
ASPH.	Asphalt	E.E.C.	Electrical Cabinet	INSUL.	Insulation	PLAS.	Plaster	SYM.	Symmetrical
B.D.	Board	EMER.	Emergency	INT.	Interior	P.L.Y.W.D.	Plywood	TRD.	Tread
BITUM.	Bituminous	ENCL.	Enclosure	JAN.	Janitor	PT.D/R	Paper Towel Dispenser	T.B.	Towel Bar
BLDG.	Building	E.P.	Electrical Panelboard	JT.	Joint	DISPENSER & RECEPTACLE	Dispenser & Receptacle	T.C.	Top of Curb
BLK.	Block	EQ.	Equipment	LAB.	Laboratory	FIN.	Finish	TEL.	Telephone
BLKG.	Blocking	E.W.C.	Electric Water Cooler	LAM.	Laminate	PIN.	Partition	TER.	Terrazzo
SM.	Stair	EXD.	Exposed	LAV.	Lavatory	P.T.R.	Paper Towel Receptacle	T.G.	Tongue and Groove
BOT.	Bottom	EXP.	Expansion	L.K.R.	Locker	Q.T.	Quarry Tile	THK.	Thick
CAB.	Cabinet	EXT.	Exterior	LT.	Light	R.	Rise	T.P.D.	Toilet Paper Dispenser
C.B.	Catch Basin	F.A.	Fire Alarm	L.V.	Lavatory	RAD.	Radius	T.W.	Television
CEM.	Cement	F.B.	Flag Bar	MECH.	Mechanical	R.D.	Road Drain	T.W.	Top of Wall
CEP.	Ceasing	F.D.	Floor Drain	MEMB.	Membrane	REF.	Reference	TY.P.	Typical
CL.	Cast Iron	FDN.	Foundation	MEET.	Meet	REFR.	Refrigerator	UNF.	Unfinished
CLG.	Ceiling	F.E.	Fire Extinguisher	M.C.	Mechanical Cabinet	RFR.	Refrigerator	U.O.N.	Unless Otherwise Noted
CLKG.	Calling	F.E.C.	Fire Extinguisher Cab.	M.C.	Mechanical Cabinet	REFR.	Refrigerator	UR.	Urinal
CLD.	Closet	F.H.C.	Fire Hose Cabinet	MED.	Mechanical	REQD.	Required	VER.	Ventilator
CLR.	Clear	FIN.	Finish	MEMB.	Membrane	RES.	Resilient	VEST.	Vestibule
COL.	Column	FL.	Floor	FLASH.	Flashing	R.M.	Room	W.	West
CONC.	Concrete	FLUOR.	Fluorescent	F.F.C.	Face of Concrete	R.O.	Rough Opening	W.	With
CONN.	Connection	F.O.F.	Face of Finish	F.S.	Full Size	R.W.L.	Rain Water Leader	W.C.	Water Closet
CONSTR.	Construction	F.S.	Foot or Feet	FT.	Foot or Feet	S.	South	WD.	Wood
CNT.	Continuous	FT.	Foot or Feet	FTG.	Footing	S.C.	Solid Core	WO.	Without
CORR.	Corridor	FUR.	Furring	FUT.	Future	SCHED.	Schedule	WP.	Waterproof
CTSK.	Countersunk	D.F.	Drinking Fountain					WVEST.	Without
CNTR.	Counter							WT.	Weight
CTR.	Center								
DBL.	Double								
DEPT.	Department								
D.F.	Drinking Fountain								

LIST OF DRAWINGS

TITLE SHEET	
C-1	TOPOGRAPHY MAP
C-2	LAYOUT PLAN
C-3	GRADING AND DRAINAGE PLAN
C-4	PAVING & CONCRETE ELEVATIONS
C-5	ON-SITE IMPROVEMENT DETAILS
C-6	ON-SITE IMPROVEMENT DETAILS
L-1	PLANTING PLAN
L-2	IRRIGATION PLAN
A-1	SITE PLAN, LEGEND & VICINITY MAP
A-2	FLOOR PLAN, DETAIL PLANS & FINISH SCHEDULE
A-3	BUILDING SECTIONS & COURTYARD ELEVATIONS
A-4	EXTERIOR ELEVATIONS & DETAILS
A-5	ROOF PLAN AND DETAILS
A-6	REFLECTED CEILING PLAN & DETAILS
A-7	INTERIOR ELEVATIONS
A-8	INTERIOR ELEVATIONS
A-9	DOOR & WINDOW SCHEDULES & DETAILS
A-10	CASEWORK, STAIRS & INTERIOR DETAILS
A-11	COURTYARD LANDSCAPE PLAN & DETAILS
S-1	GENERAL NOTES & TYPICAL DETAILS
S-2	FOUNDATION & FLOOR PLAN & DETAILS
S-3	ROOF PLAN & DETAILS
S-4	SECTIONS & DETAILS
S-5	SECTIONS & DETAILS
M-1	DETAILS & SCHEDULES
M-2	FLOOR PLAN
M-3	SECTIONS & DIAGRAMS
P-1	SITE PLAN, SYMBOLS & SCHEDULES
P-2	FLOOR PLANS
E-1	SITE PLAN, SYMBOLS & DETAILS
E-2	LIGHTING PLAN
E-3	POWER PLAN
E-4	DIAGRAMS, DETAILS & SCHEDULES

40690 APPROVED 013 72

APPROVED 7/19/77

NO. DATE DESCRIPTION DATE CHG.

10/15/77

10/15/77

10/15/77

GENERAL NOTES

- ALL DIMENSIONS AND CONDITIONS SHALL BE VERIFIED BY THE CONTRACTOR AT SITE BEFORE COMMENCING WORK.
- ALL WORK AND MATERIAL SHALL CONFORM TO THE UNIFORM BUILDING CODE, 1976 EDITION, TITLES 21.24 & 21.25, LOCAL ADMINISTRATIVE CODES AND TO ALL OTHER LOCAL & STATE BLDG. LAWS AND/OR ORDINANCES.
- ALL DIMENSIONS ARE TO FACE OF STUDS OR FACE OF CONCRETE WALLS, UNLESS OTHERWISE NOTED.
- THE BUILDING SITE IS LOCATED WITHIN FIRE ZONE NO. 3, AND THE CONSTRUCTION SHALL CONFORM TO ALL REQUIREMENTS SET FORTH PERTAINING TO THIS FIRE ZONE.
- FOR SITE LANDSCAPING, GRADING, PAVING, IRRIGATION AND RELATED DETAILS SEE "L" & "C" DRAWINGS, ANY CONFLICTS BETWEEN THOSE DRAWINGS AND THE ARCHITECTURAL DRAWINGS ARE TO BE BROUGHT TO THE ATTENTION OF THE ARCHITECT AND ENGINEER.

OCCUPANCY GROUP (1976 UBO)

GYMNASIUM WING
MULTI-USE WING #1
MULTI-USE WING #2

TYPE OF CONSTRUCTION

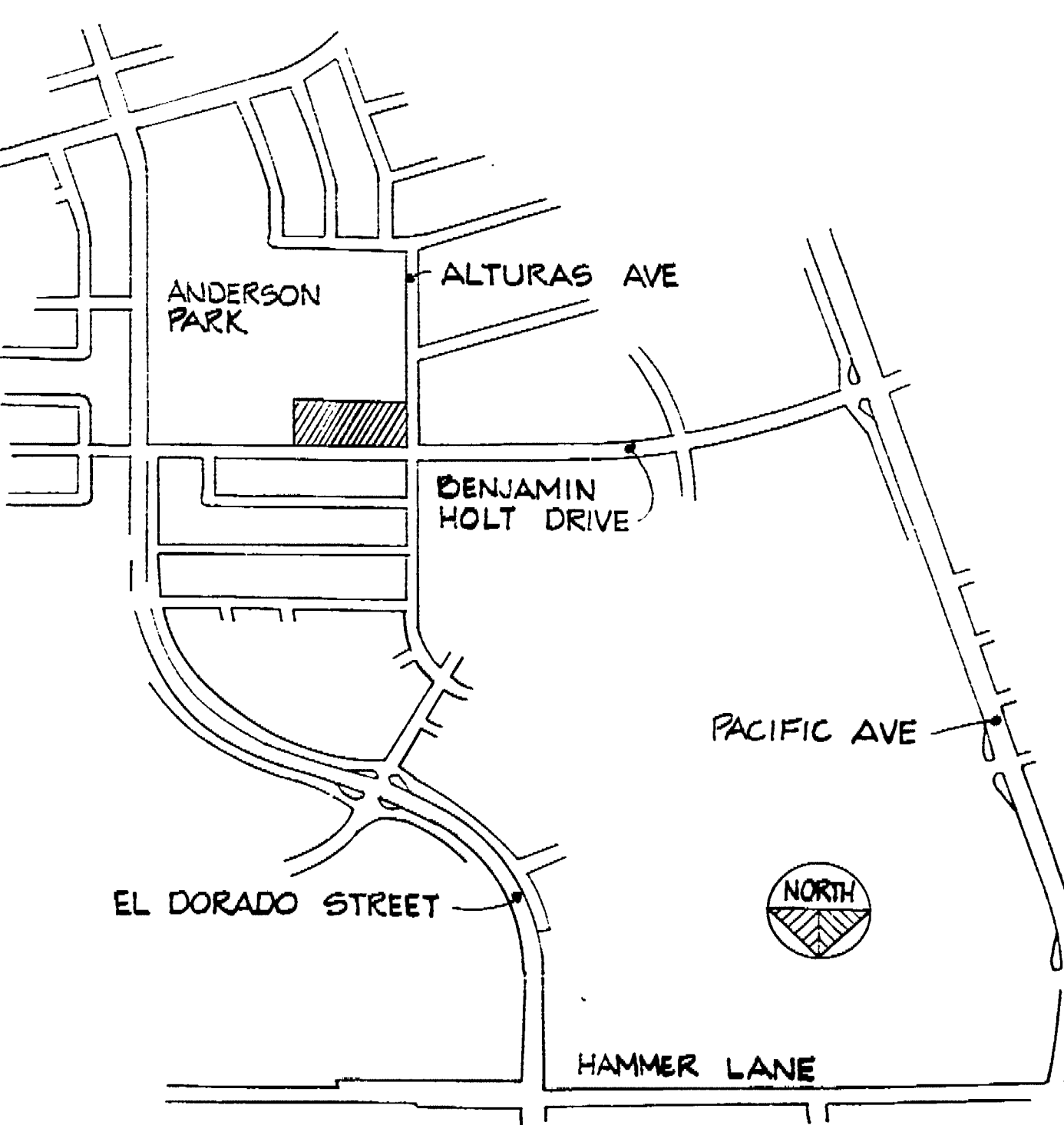
GYMNASIUM WING
MULTI-USE WING #1
MULTI-USE WING #2

BUILDING LOCATION ON PROPERTY

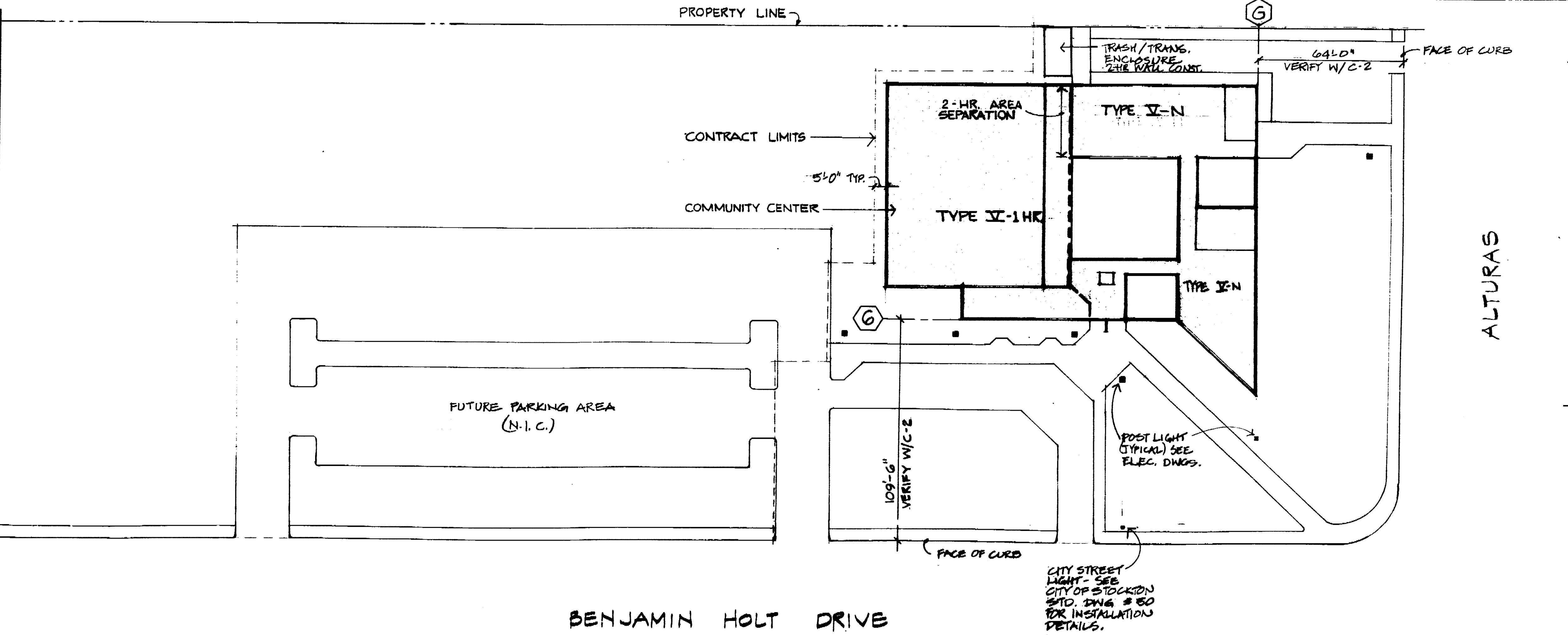
MINIMUM DISTANCE = 20'-0" FROM SOUTH PROPERTY LINE

BUILDING TABULATIONS

BUILDING HEIGHTS	
GYMNASIUM WING	20'-0", 20'-0" & 13'-0"
MULTI-USE WING #1	13'-0"
MULTI-USE WING #2	13'-0"
GROSS AREA	
BUILDING + COURTYARD + ARBORES	13,000 SQ. FT.
LEASABLE FLOOR AREA	
GYMNASIUM WING	6204
GYMNASIUM FLOOR SURROUNDING ROOMS	1824
MULTI-USE WING #1	1971
MULTI-USE WING #2	1971
COURTYARD WALKS	2850
ARBORES & COURTYARD	2850
TOTAL	10,443 GROSS SQ. FT.



VICINITY MAP 1" = 800'-0"



SITE PLAN 1" = 30'-0"

Marquis Associates Architects and Planners

243 Vallejo Street
San Francisco
California 94111
415-789-0544

NORTH STOCKTON COMMUNITY CENTER

STOCKTON, CALIFORNIA

CONSULTANTS

STRUCTURAL
Raj. T. Desai Associates
1045 Sansome Street
San Francisco, California
415 397-5365

MECHANICAL & ELECTRICAL
Chamberlain & Painter
657 Mission Street
San Francisco, California
415 982-1833

SOILS
J. H. Kleinfelder & Associates
2825 Myrtle Street
Stockton, California
209 948-1545

ESTIMATOR
Paul Oppenheim
P. O. Box 275, Star Route
Sausalito, California
415 388-3898

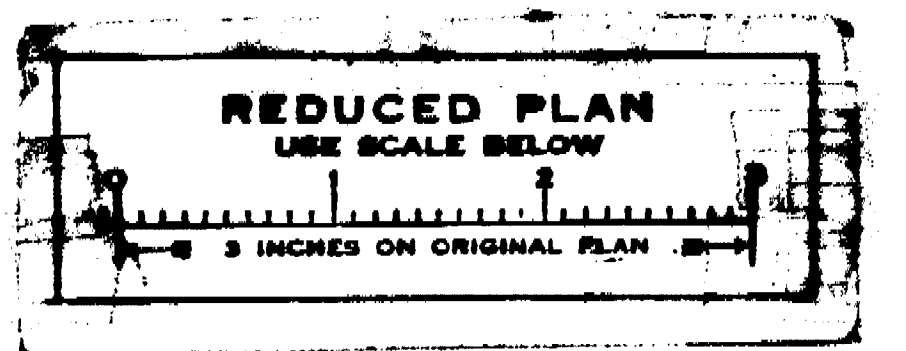
LANDSCAPE & CIVIL
Dept. of Public Works & Dept. of Parks & Recreation
City Hall
Stockton, California

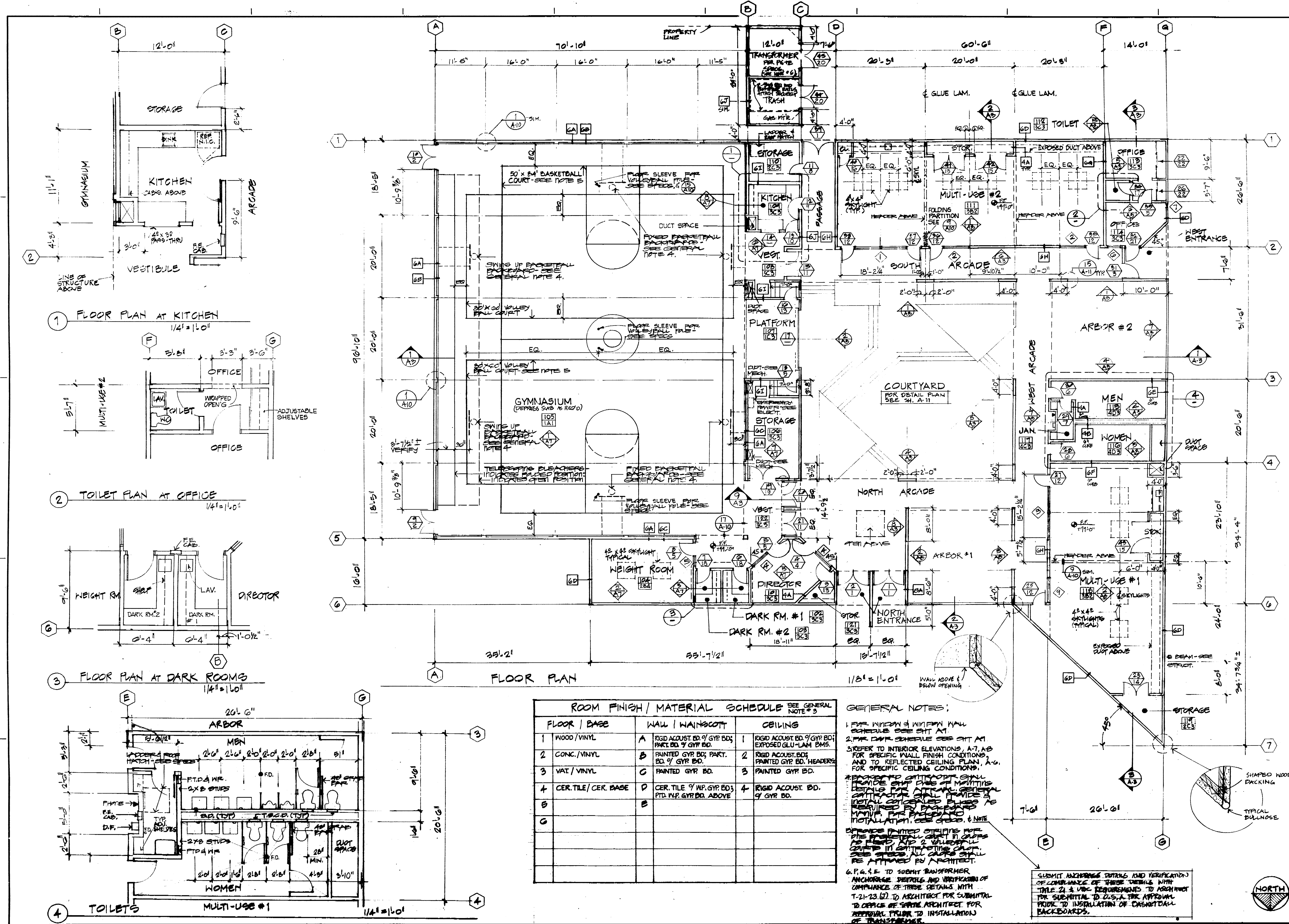
SITE PLAN, LEGEND, LOCATION MAP, AND SYMBOLS

Sheet No. **A-1**

Scale **AS NOTED**

1977





ROOM FINISH / MATERIAL SCHEDULE SEE GENERAL NOTE # 3

FLOOR / BASE	WALL / WAINSCOTT	CEILING
1 WOOD / VINYL	A RIGID ACoust. BD. 9' GYP. BD. PART. BD. 9' GYP. BD.	1 RIGID ACoust. BD. 9' GYP. BD. EXPOSED GLU-LAM BMS.
2 CONC. / VINYL	B PAINTED GYP. BD. PART. BD. 9' GYP. BD.	2 RIGID ACoust. BD. PAINTED GYP. BD. HEADERS
3 VAT / VINYL	C PAINTED GYP. BD.	3 PAINTED GYP. BD.
4 CER. TILE / CER. BASE	D CER. TILE 9' INP. GYP. BD. 3' FT. D. INP. GYP. BD. ABOVE	4 RIGID ACoust. BD. 9' GYP. BD.
5	E	
6		
7		

GENERAL NOTES:

1. REFER TO SECTION 5.1 FOR WALL SCHEDULE. SEE SHT AT 2. FOR CURT. SCHEDULE. SEE SHT AT 3.
2. REFER TO INTERIOR ELEVATIONS A-7, A-8 FOR SPECIFIC WALL FINISH CONDITIONS, AND TO REFLECTED CEILING PLAN, A-6, FOR SPECIFIC CEILING CONDITIONS.
3. REFER TO SECTION 5.2 FOR WALL SCHEDULE. SEE SHT AT 2. FOR CURT. SCHEDULE. SEE SHT AT 3.
4. REFER TO SECTION 5.3 FOR WALL SCHEDULE. SEE SHT AT 2. FOR CURT. SCHEDULE. SEE SHT AT 3.
5. REFER TO SECTION 5.4 FOR WALL SCHEDULE. SEE SHT AT 2. FOR CURT. SCHEDULE. SEE SHT AT 3.
6. REFER TO SECTION 5.5 FOR WALL SCHEDULE. SEE SHT AT 2. FOR CURT. SCHEDULE. SEE SHT AT 3.
7. REFER TO SECTION 5.6 FOR WALL SCHEDULE. SEE SHT AT 2. FOR CURT. SCHEDULE. SEE SHT AT 3.

66-90 APPROVED 2015

APPROVED

No. Part Description Date Qty

Revisions

Job No. 7615 Checked by

Drawn by JMT Dated 1-11-77

Marquis Associates
Architects and Planners
243 Vallejo Street
San Francisco
California 94111
415-786-0544

NORTH STOCKTON COMMUNITY CENTER
STOCKTON, CALIFORNIA

CONSULTANTS

STRUCTURAL
Raj. T. Desai Associates
1045 Sansome Street
San Francisco, California
415 397-5365

MECHANICAL & ELECTRICAL
Chamberlain & Painter
657 Mission Street
San Francisco, California
415 982-1899

SOILS
J. H. Kleinfelder & Associates
2825 Myrtle Street
Stockton, California
209 948 1345

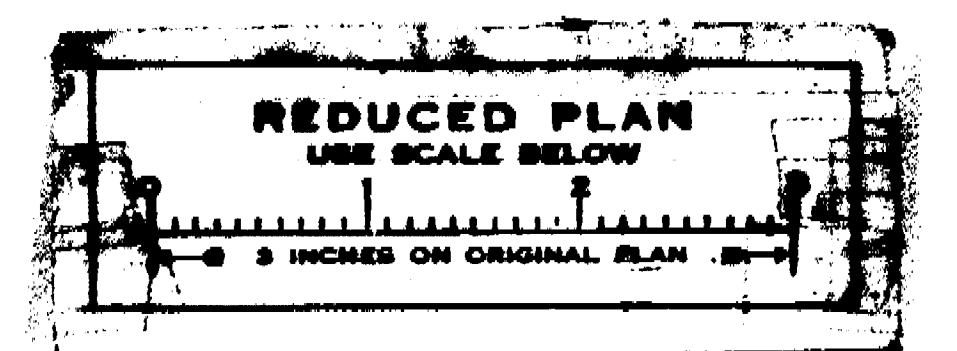
ESTIMATOR
Paul Oppenheim
P. O. Box 275, Star Route
Sausalito, California
415 388-3898

LANDSCAPE & CIVIL
Dept. of Public Works & Dept.
City Hall
Stockton, California

FLOOR PLAN, FINISH SCHEDULE AND DETAILED PLANS

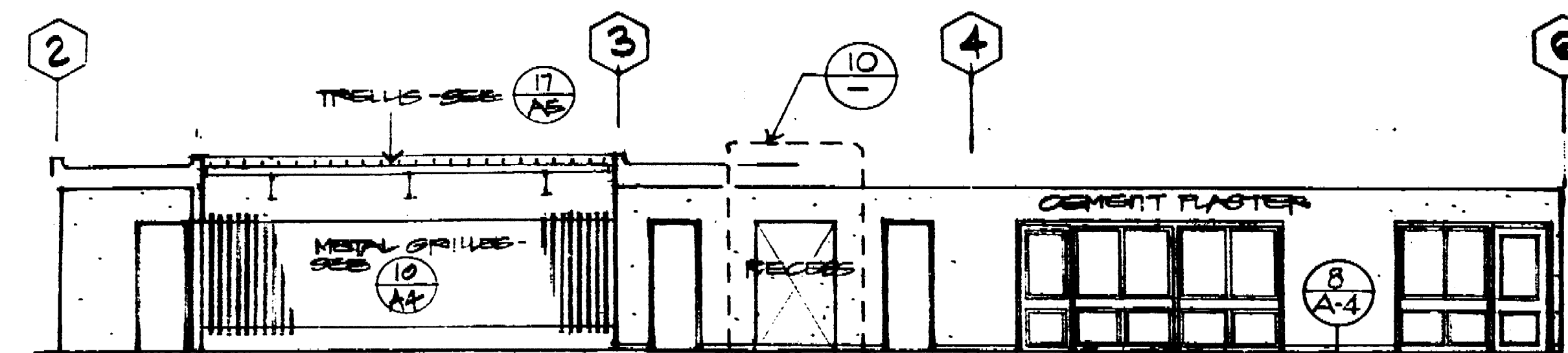
DATE AS NOTED

Scale: 1/4" = 1'-0"

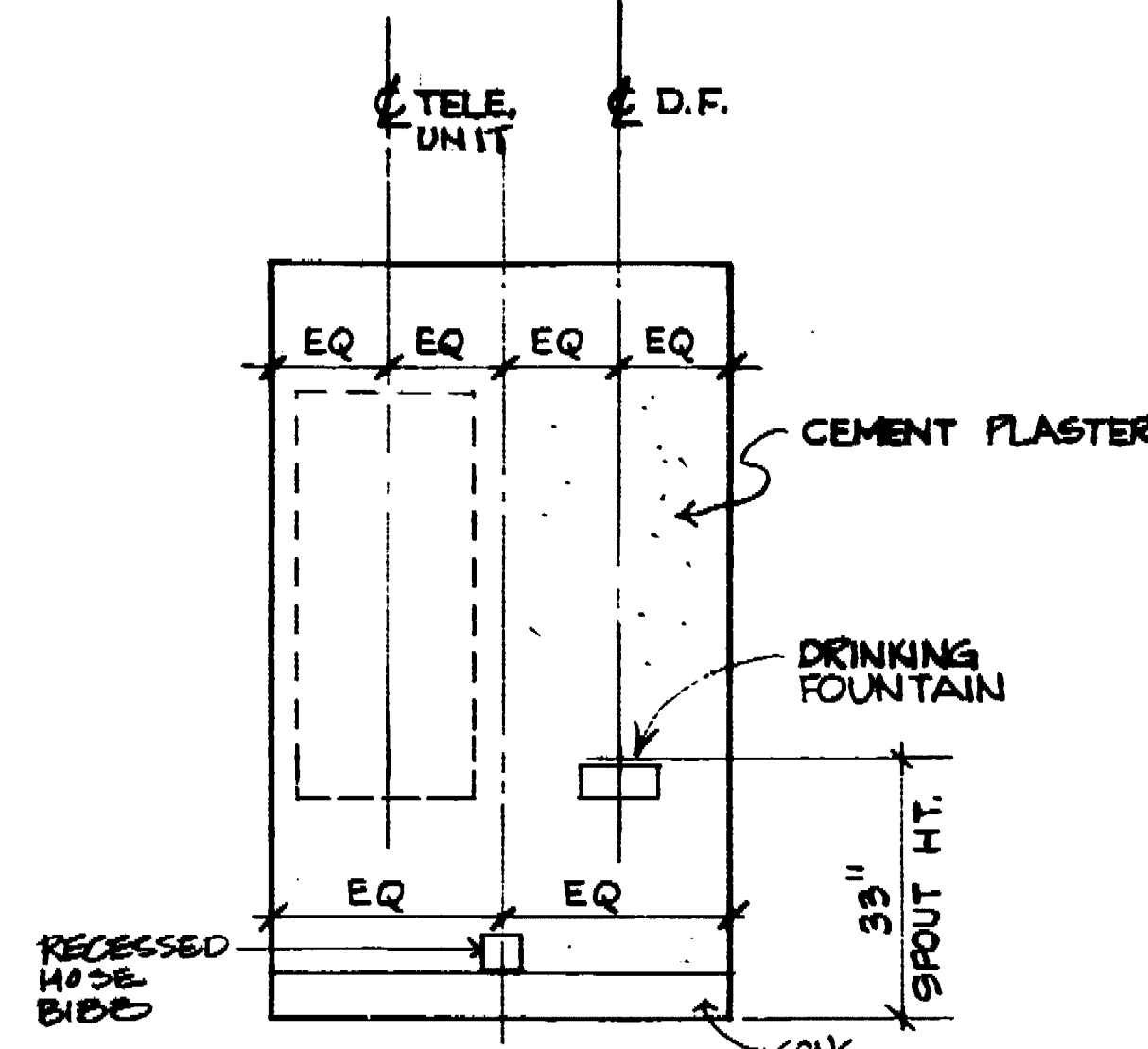




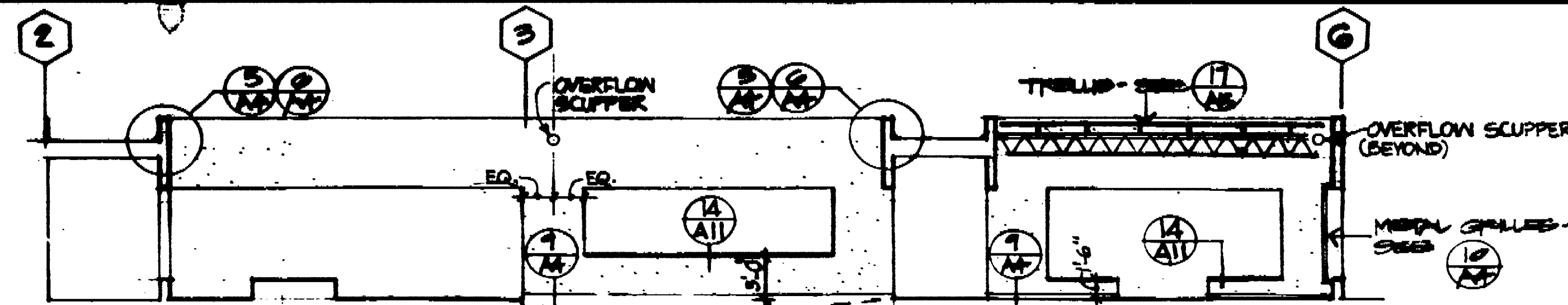
6 ARCADE ELEVATION (SOUTH) 1/8" = 1'-0"



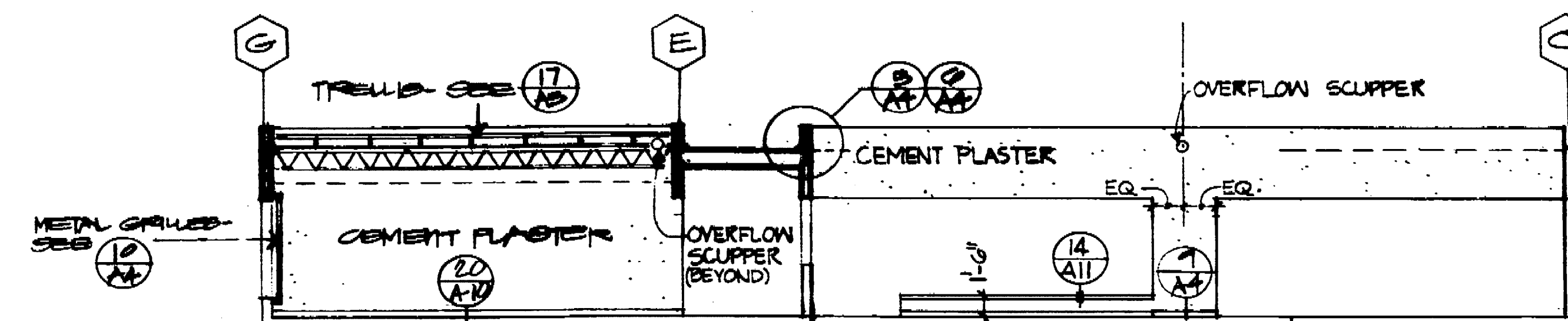
7 ARCADE ELEVATION (WEST) 1/8" = 1'-0"



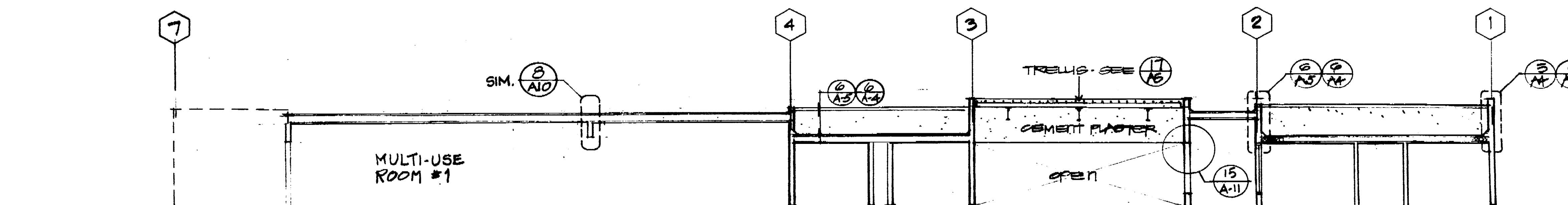
10 RECESS DETAIL 1/2" = 1'-0"



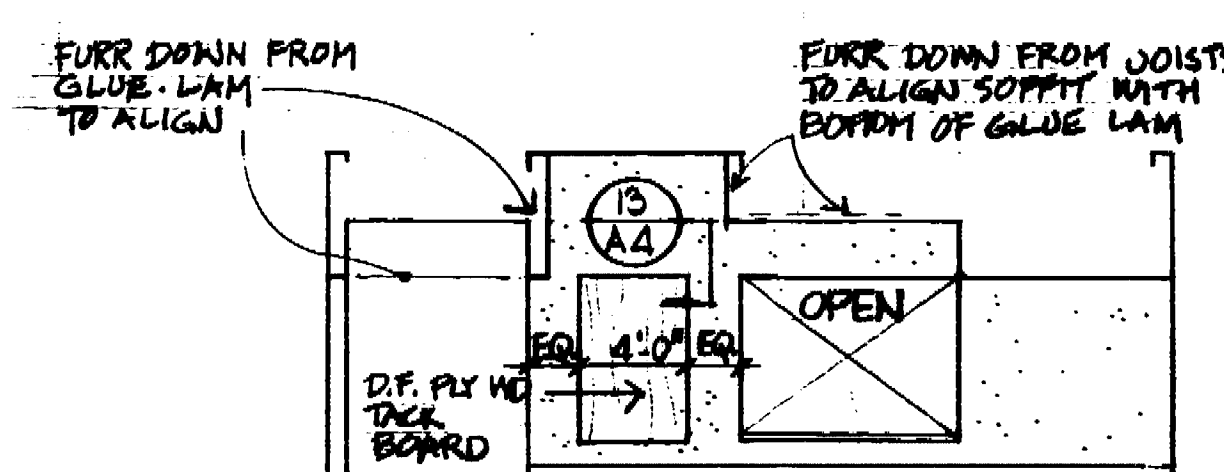
5 COURTYARD ELEVATION 1/8" = 1'-0"



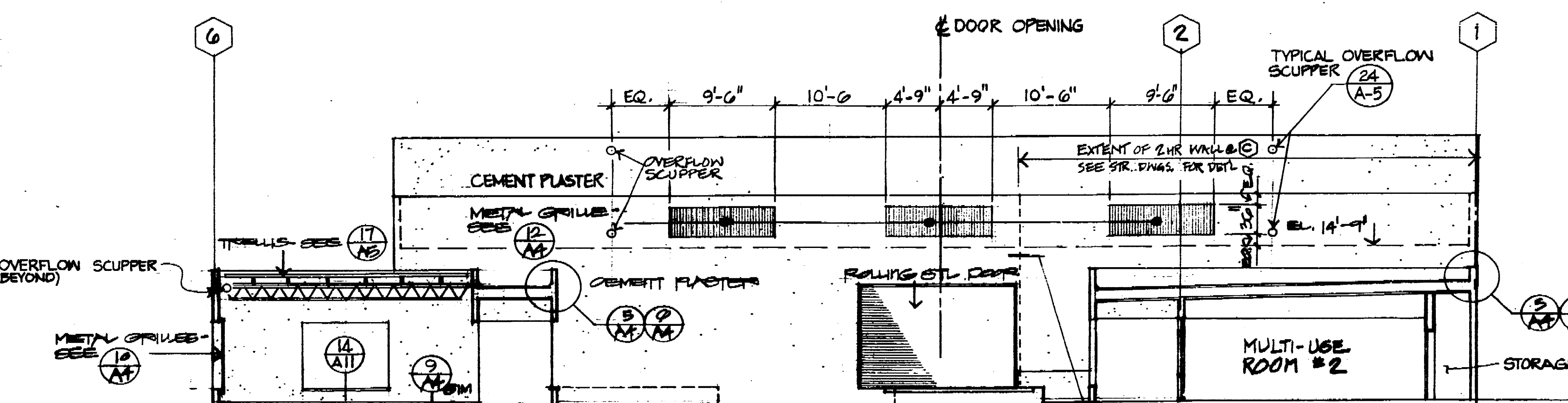
4 COURTYARD ELEVATION 1/8" = 1'-0"



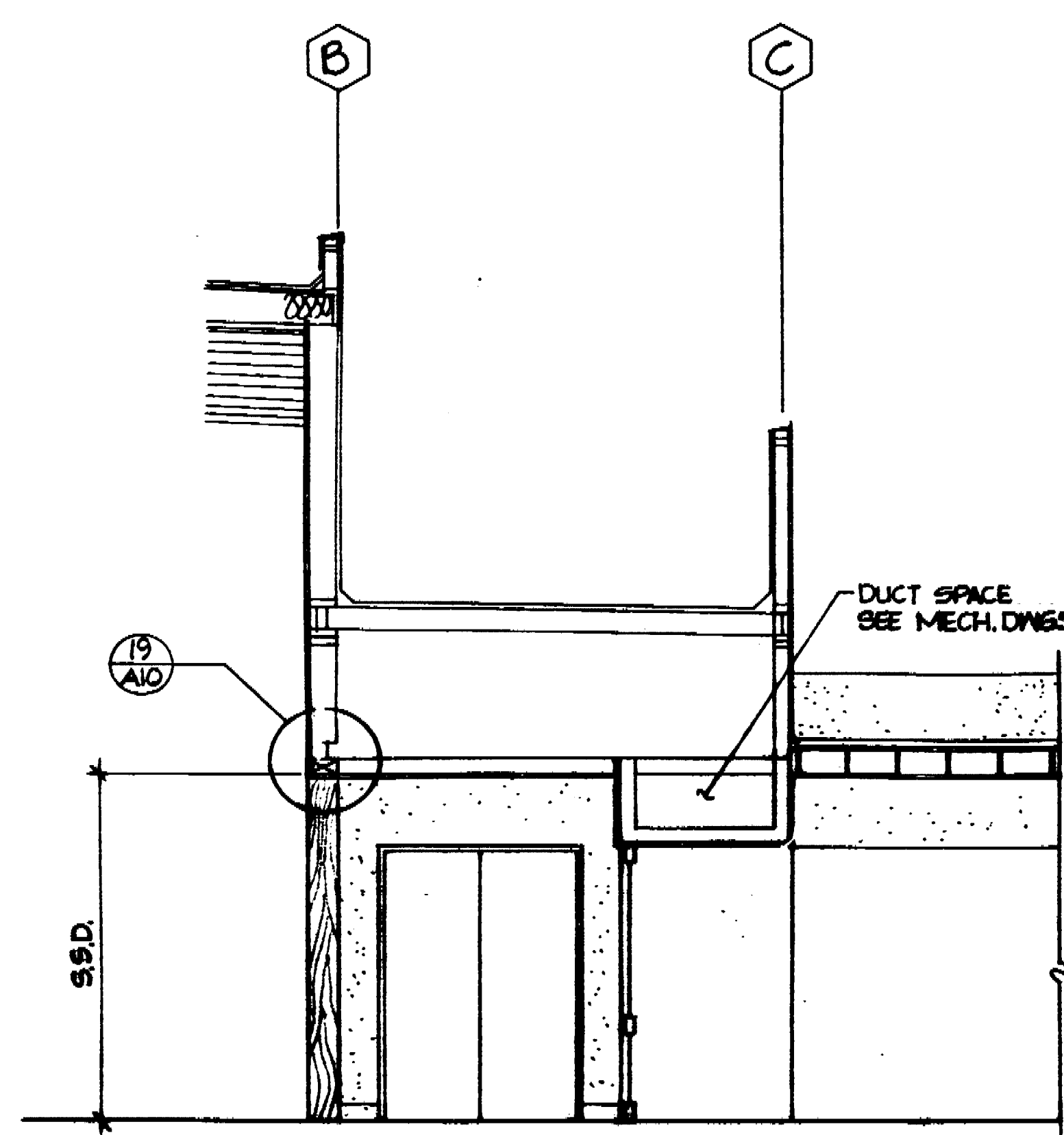
3 SECTION 1/8" = 1'-0"



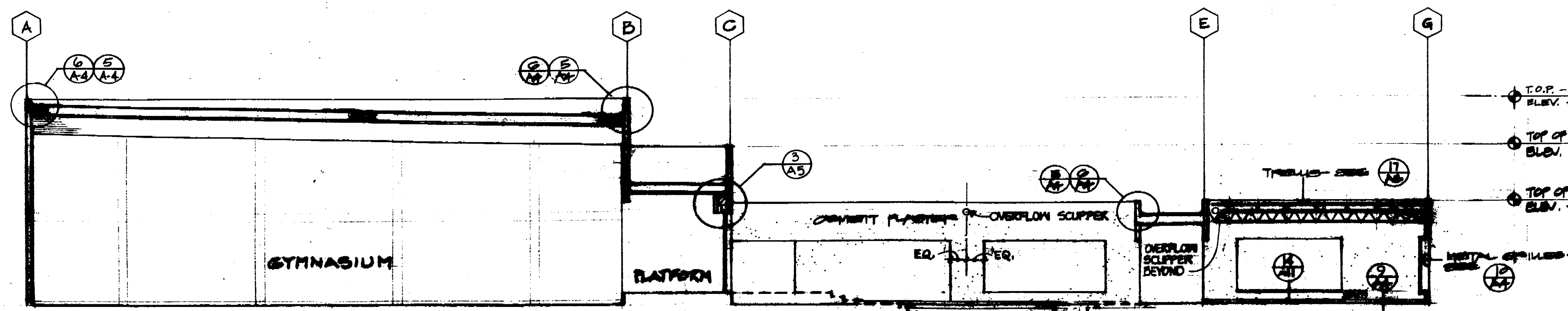
8 ELEVATION 1/8" = 1'-0"



2 SECTION & COURTYARD ELEVATION 1/8" = 1'-0"



9 SECTION @ GYM. MAIN ENTRY 1/4" = 1'-0"



1 SECTION & COURTYARD ELEVATION 1/8" = 1'-0"

T.O.P. - GYMNASIUM
 ELEV. +26'-0"
 TOP OF PARAPET
 ELEV. +20'-0"
 TOP OF PARAPET
 ELEV. +15'-0"

OFFICE OF THE STATE ARCHITECT
 DIVISION OF ARCHITECTURE
 40690 APPROVED OCT 3 '77
 ARCHITECT: *Marquis Associates*
 APPROVED SEP 9 1977
 STATE OF CALIFORNIA
 COUNTY OF SACRAMENTO

No.	Date	Description	Drawn	Checked
1		Revisions		
		Job No. 7615	Checked by	
		Drawn by J.W.T.	Dated 1-19-77	

Marquis Associates
 Architects and Planners
 243 Vallejo Street
 San Francisco
 California 94111
 415-788-2544

NORTH STOCKTON COMMUNITY CENTER
 STOCKTON, CALIFORNIA

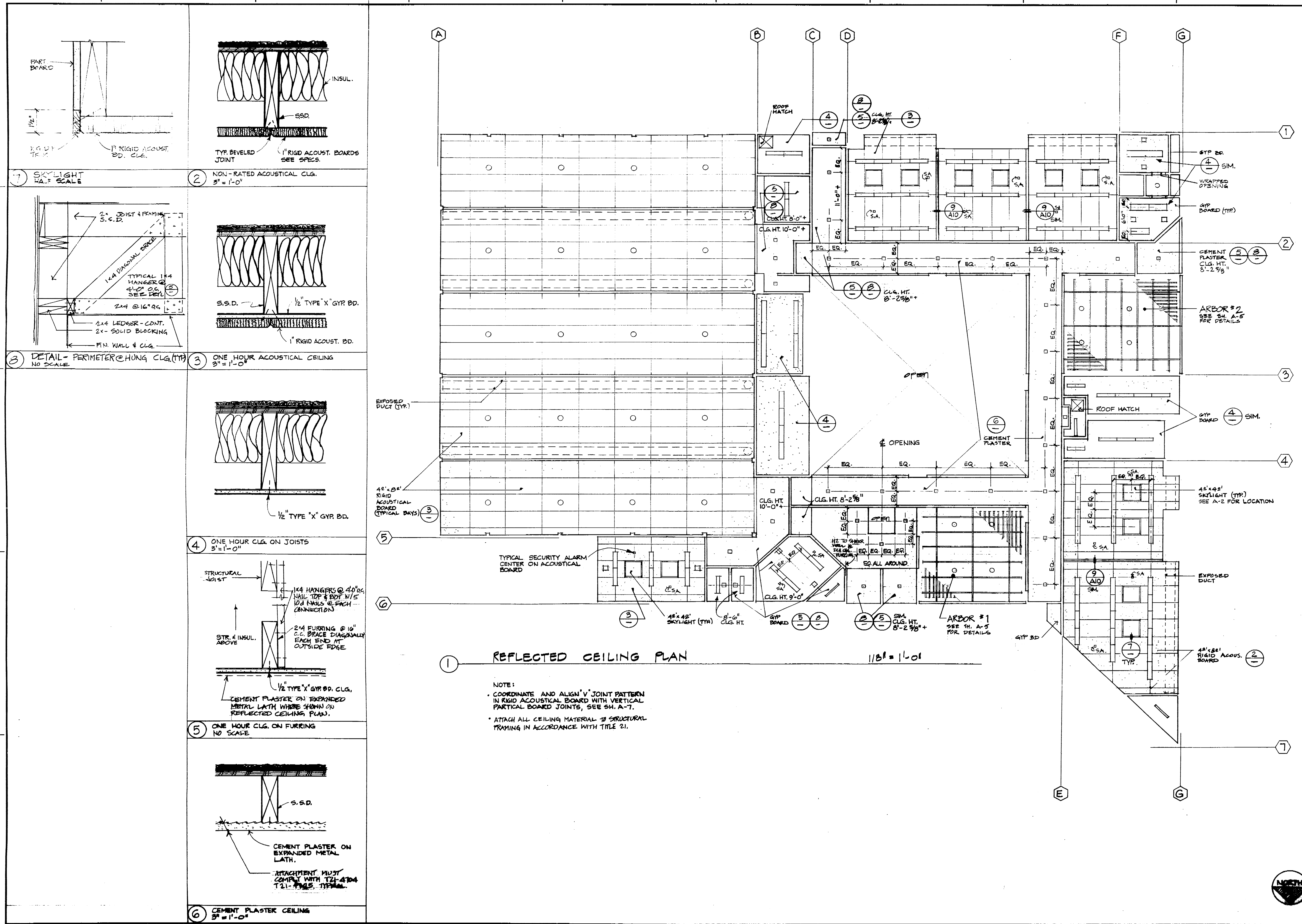
CONSULTANTS
STRUCTURAL
 Raj. T. Desai Associates
 1045 Sansome Street
 San Francisco, California
 415 397-5365
MECHANICAL & ELECTRICAL
 Chamberlain & Painter
 657 Mission Street
 San Francisco, California
 415 982-1853

SOILS
 J. S. Kleinfelder & Associates
 2425 Myrtle Street
 Stockton, California
 209 948-1946
MECHANICAL & ELECTRICAL
 Paul Oppenheim
 P. O. Box 275, Star Route
 Sacramento, California
 916 388-3898

LANDSCAPE & CIVIL
 Dept. of Public Works & Dept.
 of Parks & Recreation
 City Hall
 Stockton, California

BUILDING SECTIONS
COURTYARD ELEVATIONS

Scale: AS NOTED
A-3



REFLECTED CEILING PLAN

NOTE:
 • COORDINATE AND ALIGN 'V' JOINT PATTERN IN RIGID ACOUSTICAL BOARD WITH VERTICAL PARTIAL BOARD JOINTS, SEE SH. A-7.
 • ATTACH ALL CEILING MATERIAL TO STRUCTURAL TRACING IN ACCORDANCE WITH TITLE 21.

40690 APPROVED

APPROVED
 SEP 20 1977

No.	Date	Description	By	Date
1	7/15			

Drawn by: J.W.T. Dated: 9.19-77

Marquis Associates
 Architects and Planners
 243 Vallejo Street
 San Francisco
 California 94111
 415-780-0544

NORTH STOCKTON COMMUNITY CENTER
 STOCKTON, CALIFORNIA

STRUCTURAL
 Raj. T. Desai Associates
 1045 Sansome Street
 San Francisco, California
 415 397-5365

MECHANICAL & ELECTRICAL
 Chamberlain & Painter
 637 Mission Street
 San Francisco, California
 415 982-1833


SOILS
 J. H. Kleinfelder & Associates
 2825 Myrtle Street
 Stockton, California
 209 746-1545

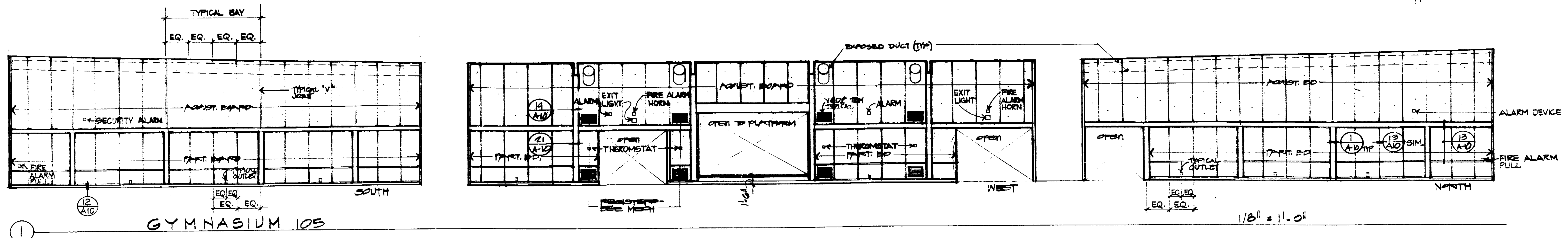
MECHANICAL
 Paul Oppenheim
 P. O. Box 275, Star Route
 Sausalito, California
 415 388-2898

LANDSCAPE & CIVIL
 Dept. of Public Works & Dept.
 of Parks & Recreation
 City Hall
 Stockton, California

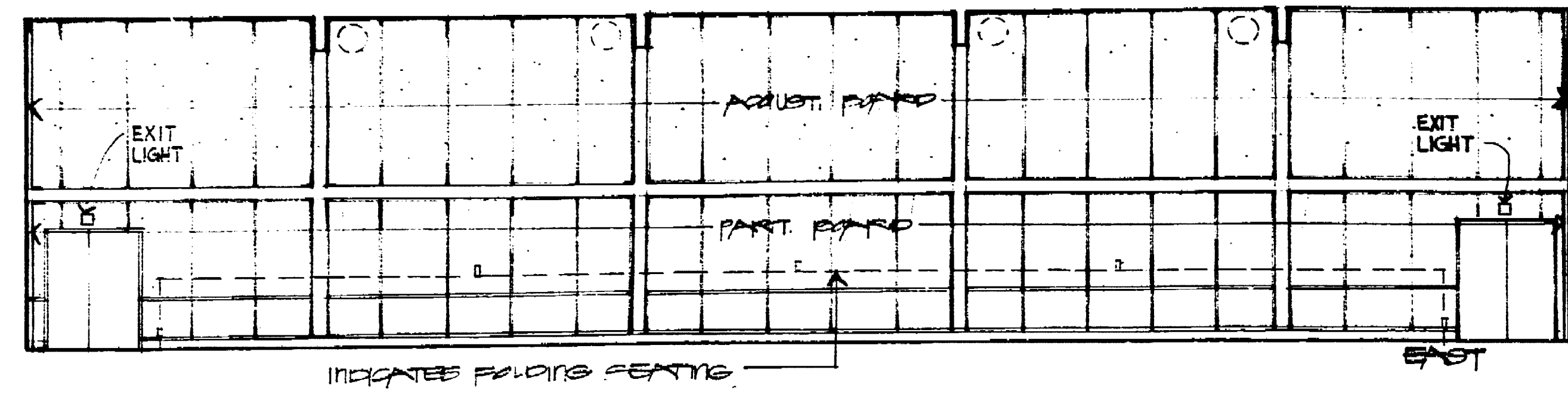
REFLECTED CEILING PLAN

Sheet No. **A-6**

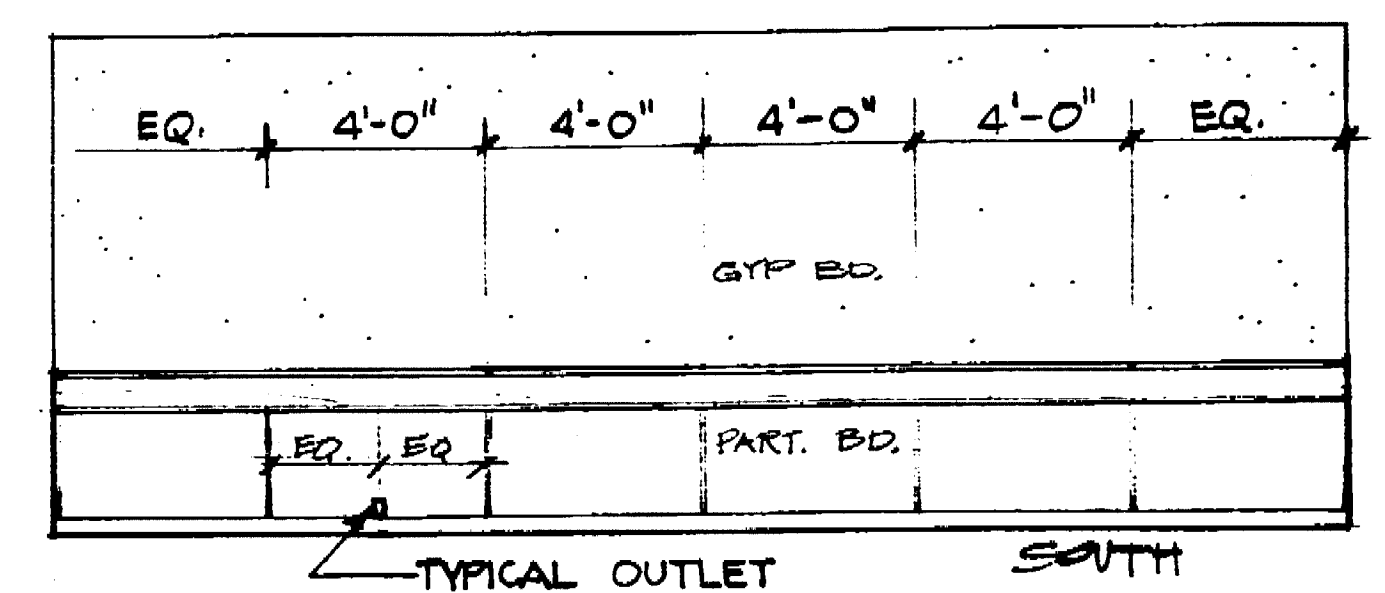




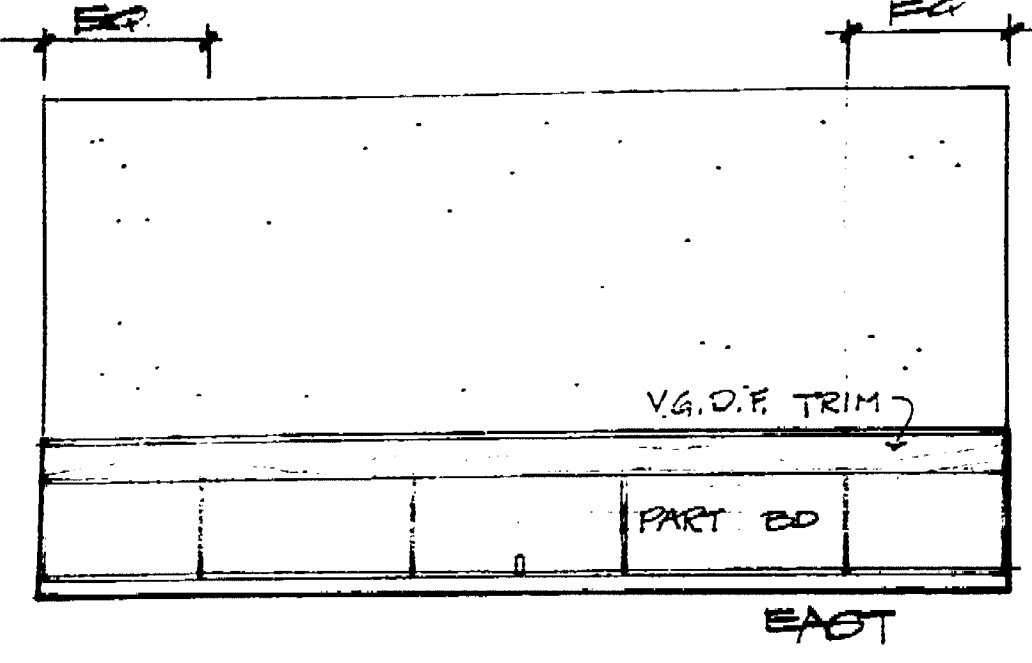
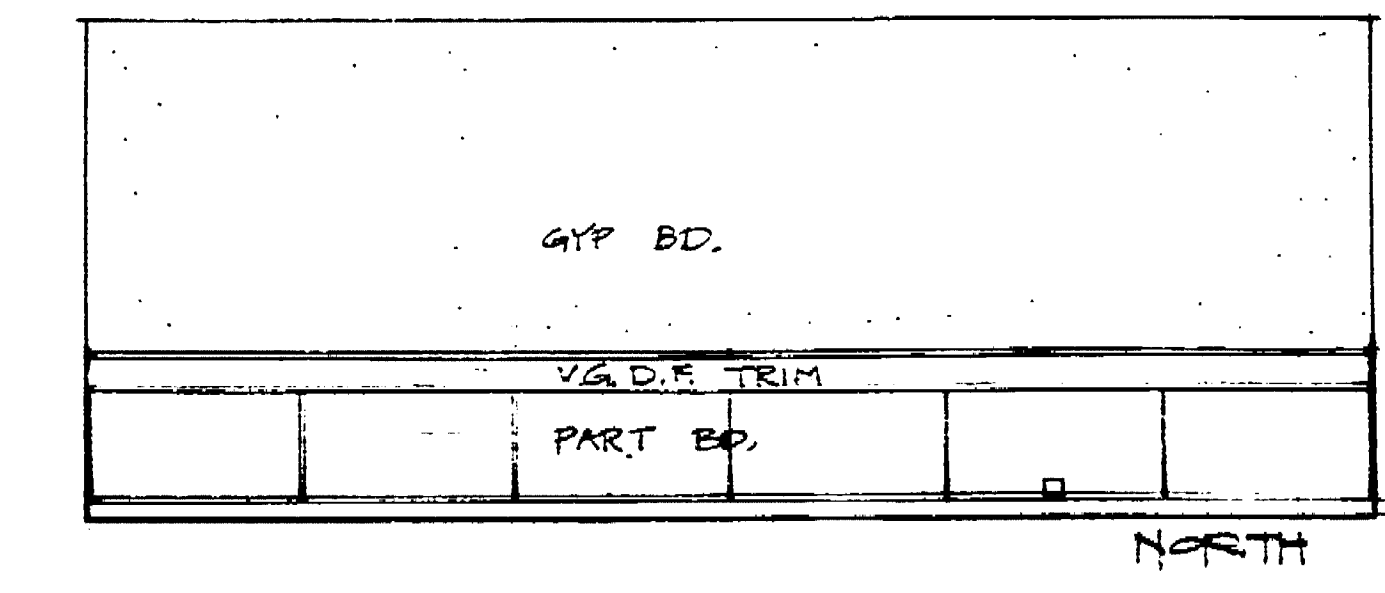
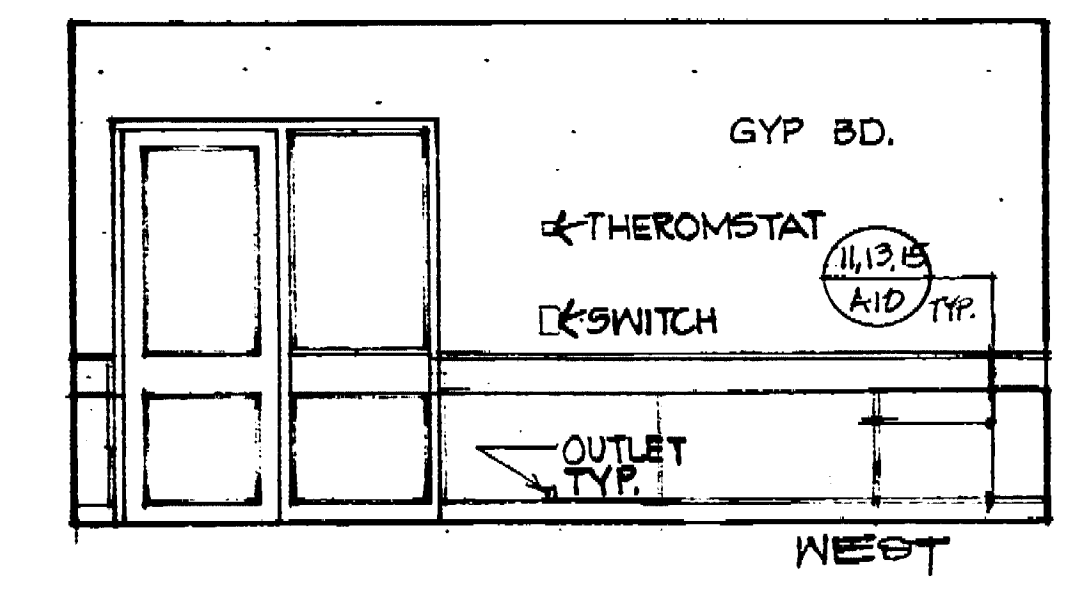
1 GYMNASIUM 103 1/8" = 1'-0"



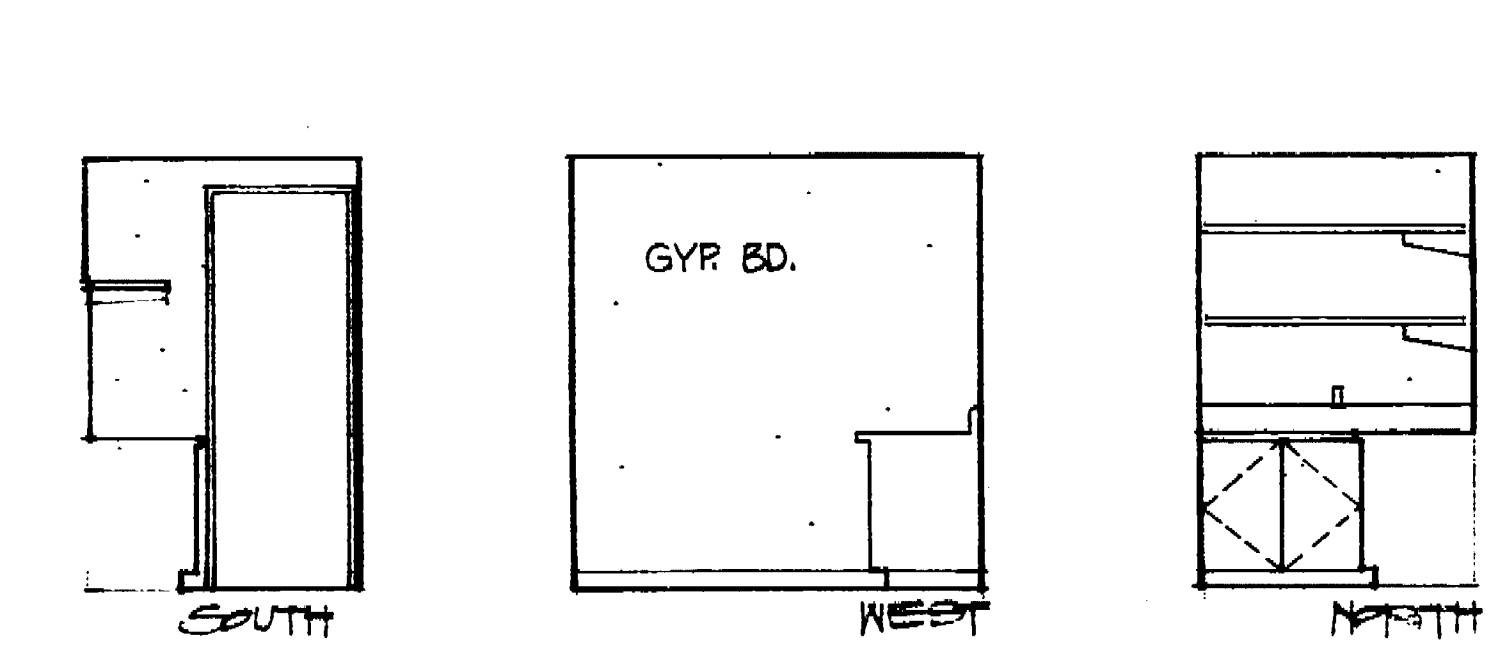
1 GYMNASIUM 103 1/8" = 1'-0"



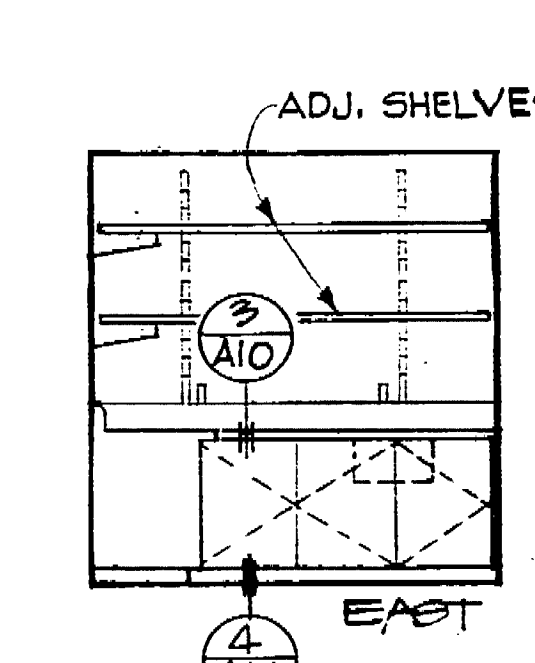
2 WEIGHT ROOM 104 1/4" = 1'-0"




2 WEIGHT ROOM 104 1/4" = 1'-0"




3 DARK ROOM 102 (103 OFF HAND) 1/4" = 1'-0"



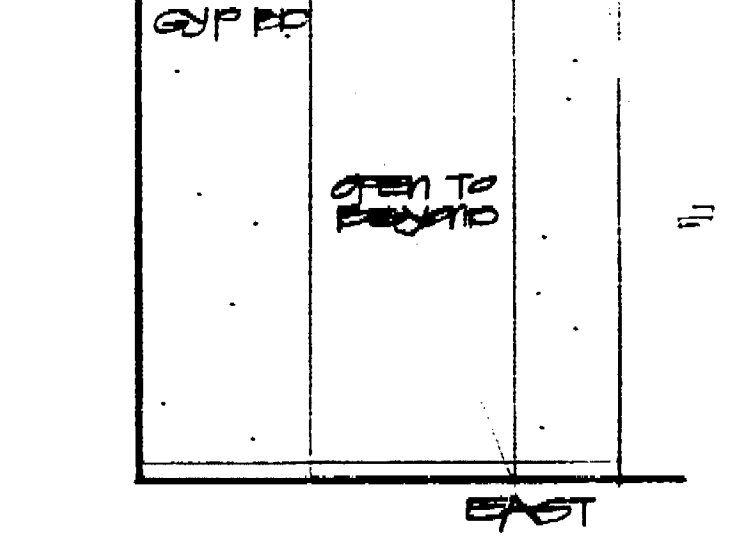

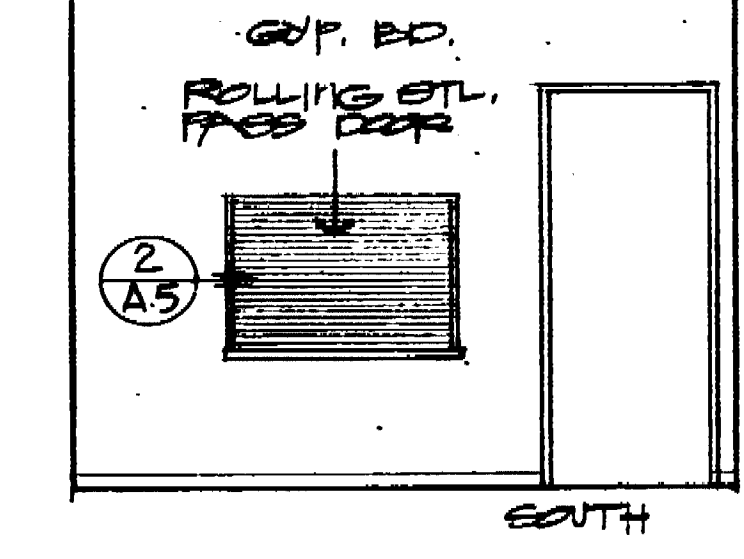
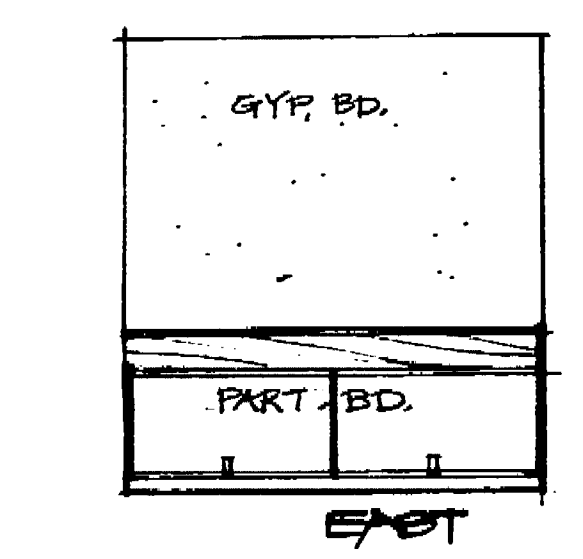
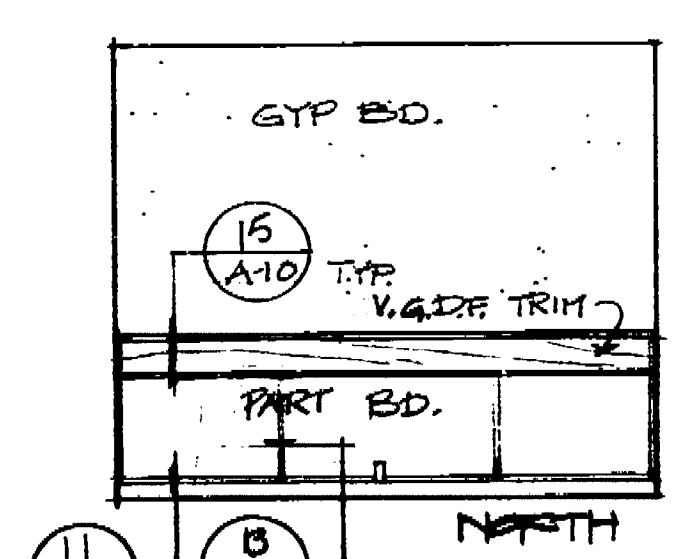
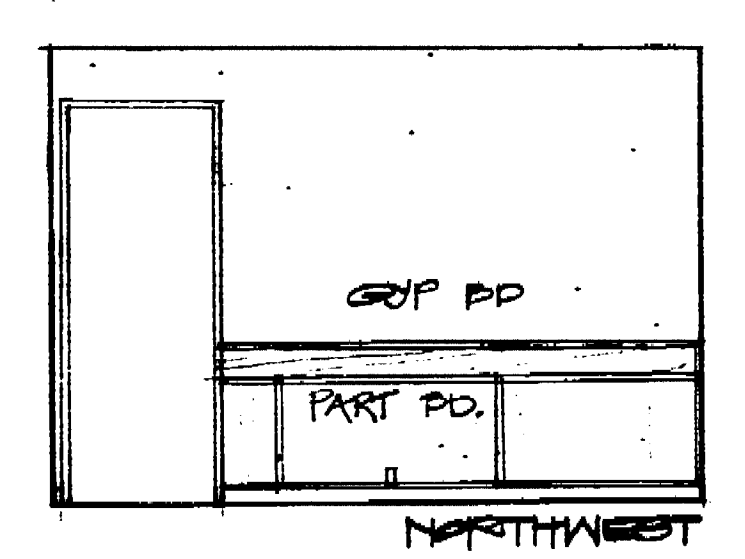
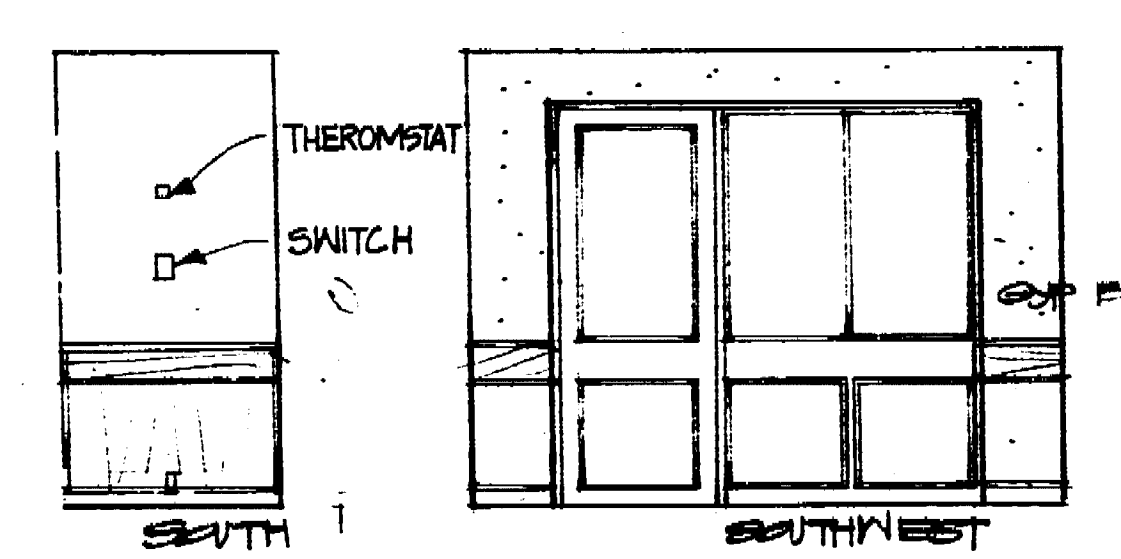
4 STORAGE 121 1/4" = 1'-0"



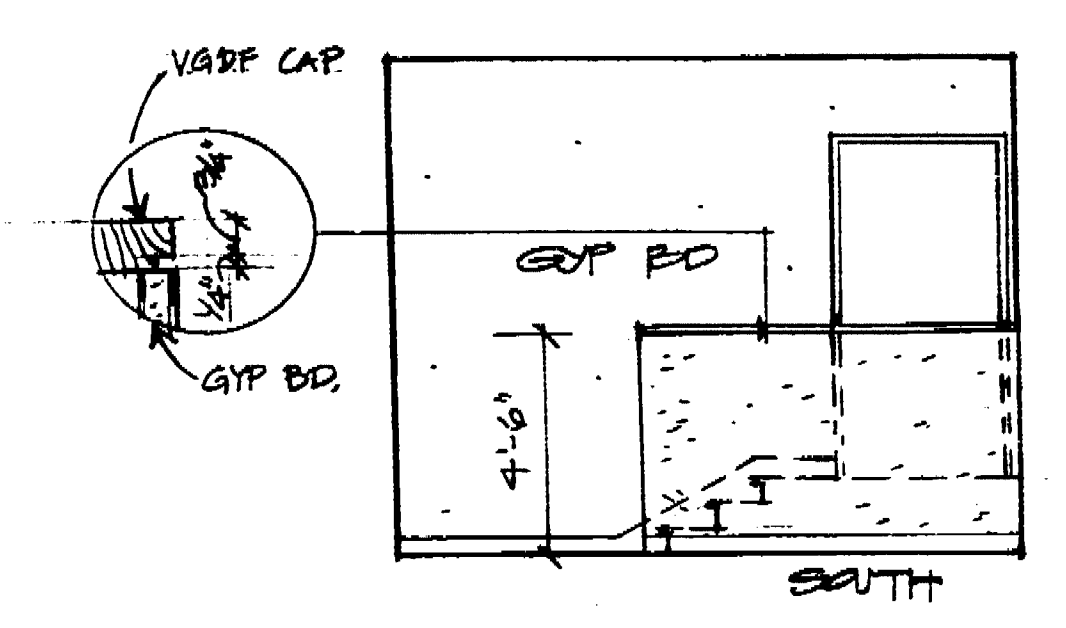
ADJ. SHELVES -
CONNECT TRACK TO
SOLID WOOD CLADDING
W/ADJ. FIN. G.S. 1/2"
1/2" VERT. SPACING,
1/2" MID. PENETRATION.



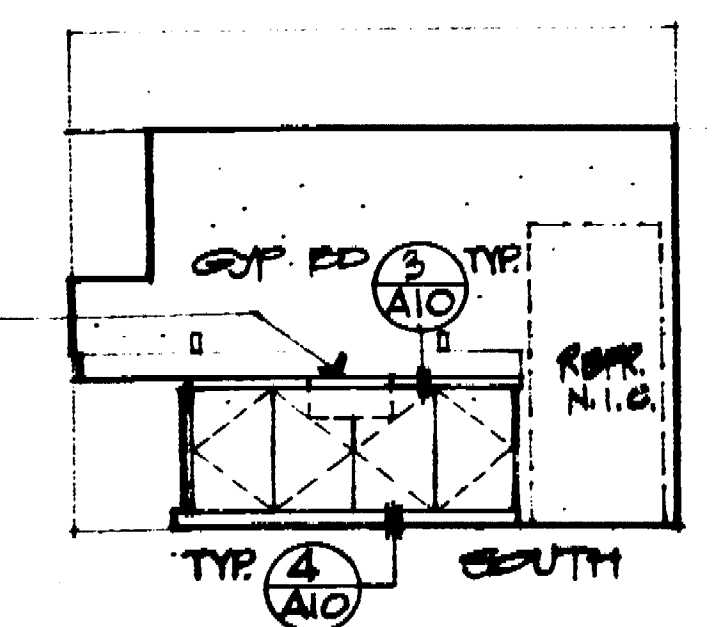
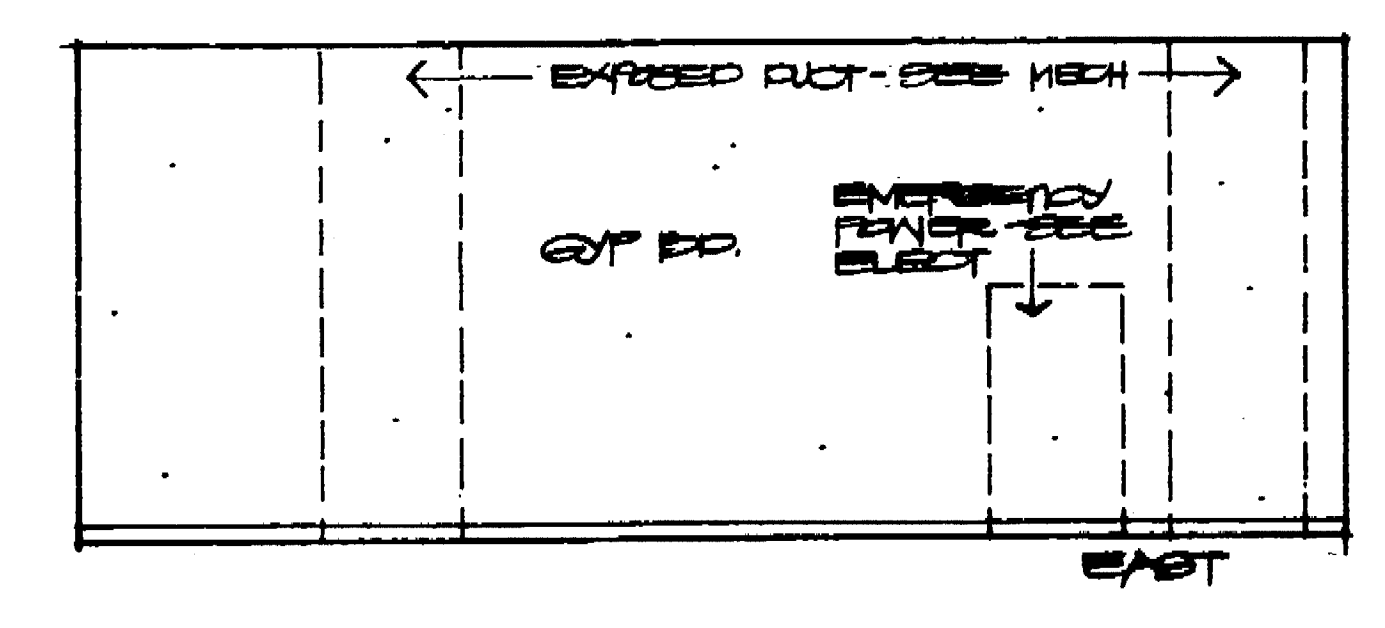


5 DIRECTOR'S OFFICE 101 1/4" = 1'-0"



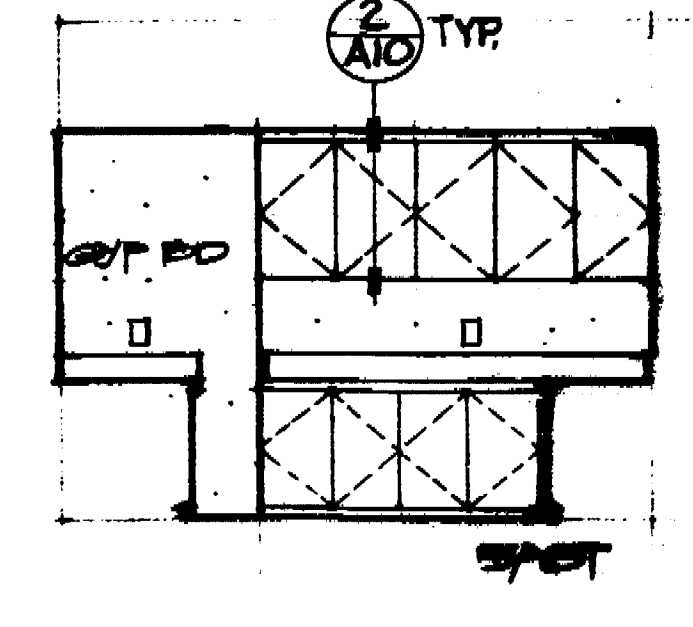
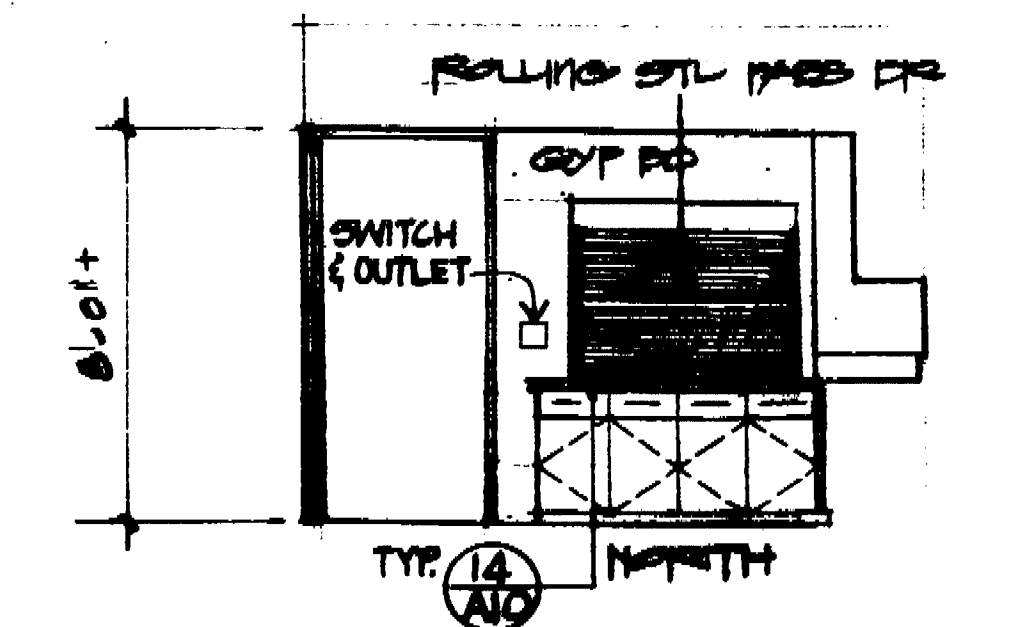

6 VESTIBULE 102 1/4" = 1'-0"



7 STORAGE 100 1/4" = 1'-0"



8 KITCHEN 109 1/4" = 1'-0"



NOTE:
 • COORDINATE + ALIGN VERTICAL PARTIAL BOARD JOINTS W/ RIGID ACOUSTICAL BOARD CEILING PATTERN, SEE SH. A-C.
 • ALL CABINETS & COUNTER WORK SHALL BE SECURELY FASTENED TO STRUCTURE.
 • ALL CABINETS & SHELVING SHALL BE MADE UP OF 3/4" PLYWOOD AS SHOWN ON THE DETAILS SHEET A-11.

40690 APPROVED OCT 3 '77

APPROVED SEP 21 1977

No.	Rev.	Description	Date	By
Revisions				
1				
2				
3				
4				
5				

Marquis Associates
 Architects and Planners
 243 Vallejo Street
 San Francisco
 California 94111
 415-788-2544

NORTH STOCKTON COMMUNITY CENTER

STOCKTON, CALIFORNIA

CONSULTANTS

STRUCTURAL
 Raj. T. Desai Associates
 1045 Sansome Street
 San Francisco, California
 415 397-5365

MECHANICAL & ELECTRICAL
 Chamberlain & Painter
 657 Mission Street
 Stockton, California
 415 982-1833


SOILS
 J. H. Kleinfelder & Associates
 2825 Myrtle Street
 Stockton, California
 209 946-1345

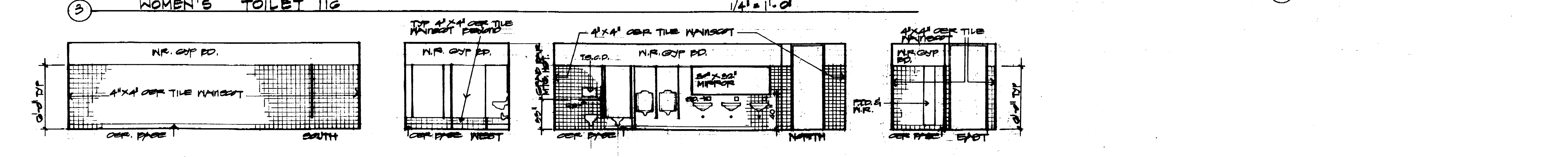
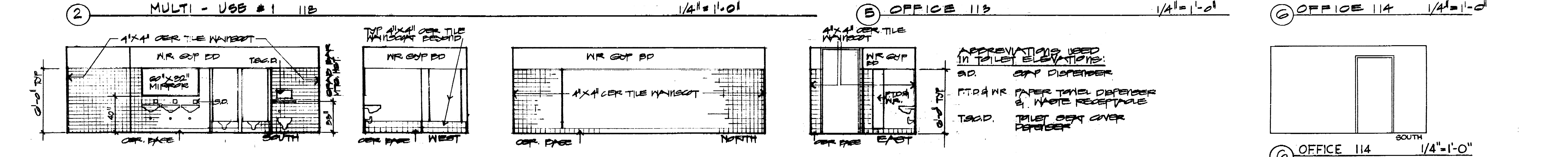
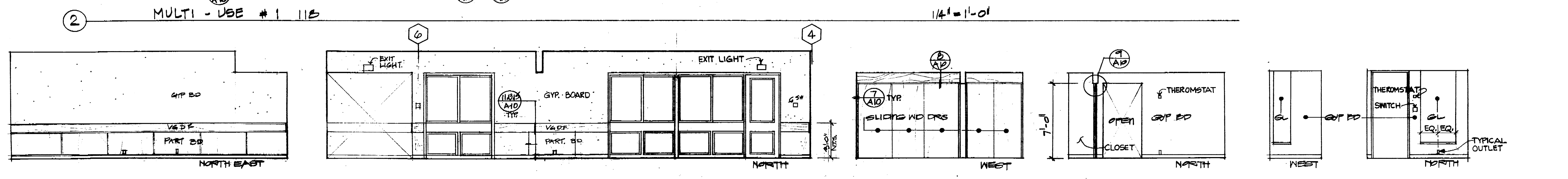
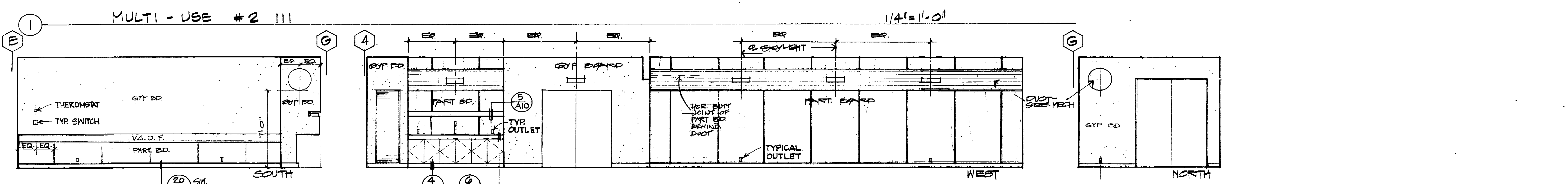
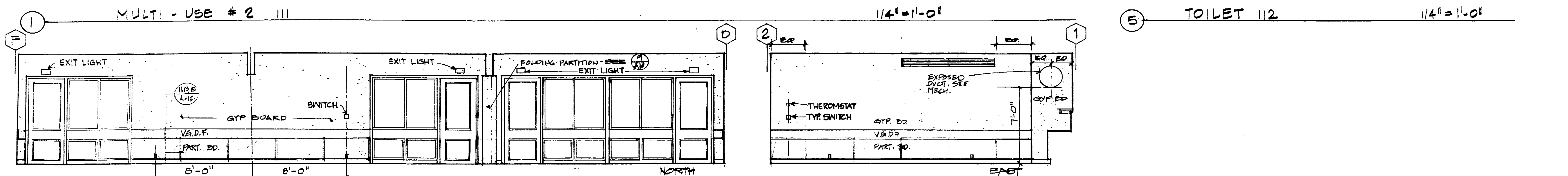
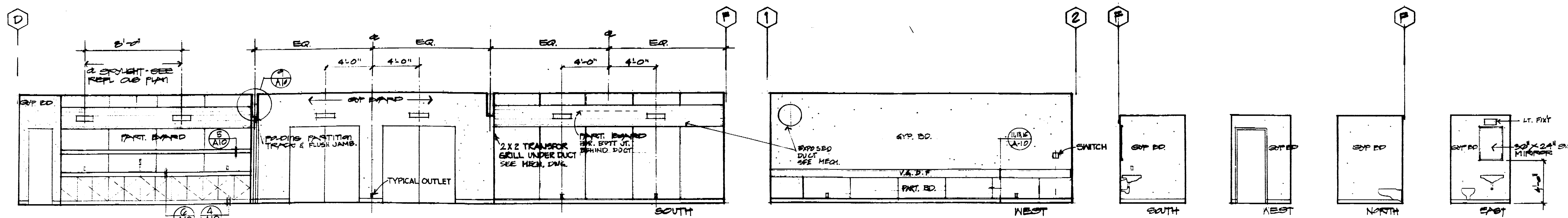
ESTIMATOR
 Paul Oppenheim
 P. O. Box 275, Star Route
 Sausalito, California
 415 388-3898

LANDSCAPE & CIVIL
 Dept. of Public Works & Dept.
 of Parks & Recreation
 City Hall
 Stockton, California

INTERIOR ELEVATIONS

Sheet Title
 Date: AS NOTED
 Scale: 1/4" = 1'-0"





APPROVED SEP 1977
 40690 APPROVED OCT 3 '77
 APPROVED SEP 1977
 40690 APPROVED OCT 3 '77

Revisions
 No. Description Date CRD
 1
 2
 3
 4

Marque Associates
 Architects and Planners
 243 Vallejo Street
 San Francisco, California 94111
 415-788-2644

NORTH STOCKTON COMMUNITY CENTER
 STOCKTON, CALIFORNIA
 CONSULTANTS
 STRUCTURAL
 Raj. T. Desai Associates
 1045 Sansome Street
 San Francisco, California
 415 397-5365


MECHANICAL & ELECTRICAL
 Chamberlain & Painter
 657 Mission Street
 San Francisco, California
 415 982-1833

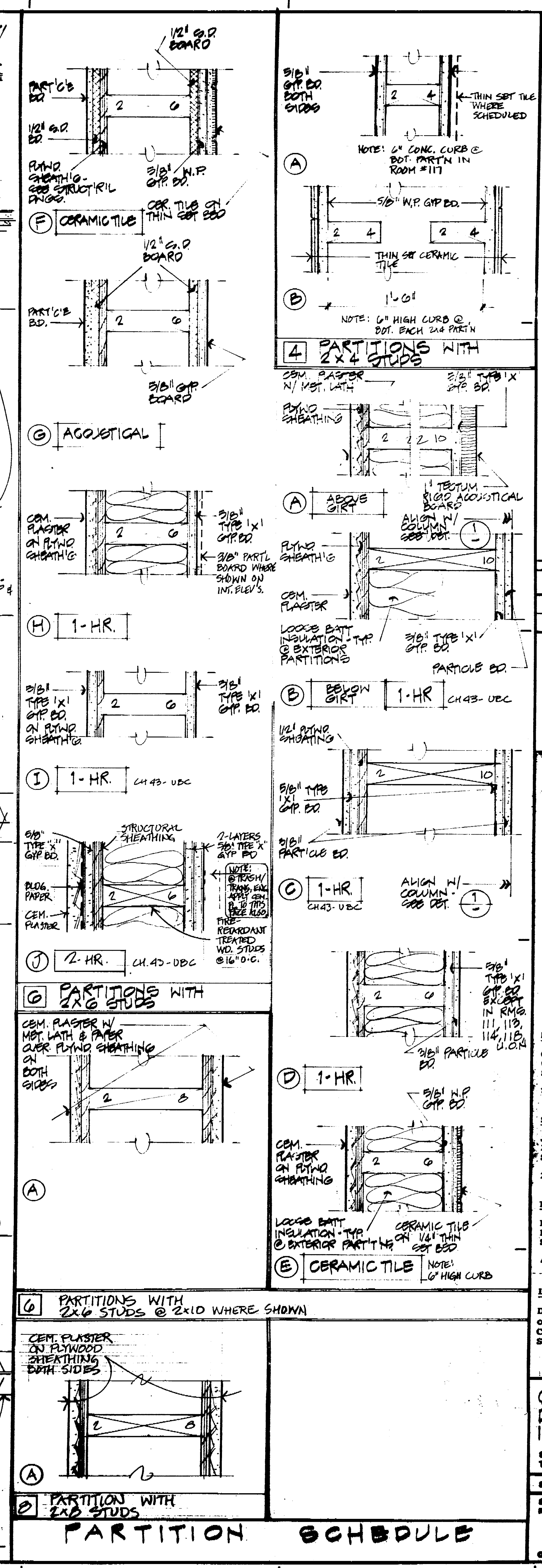
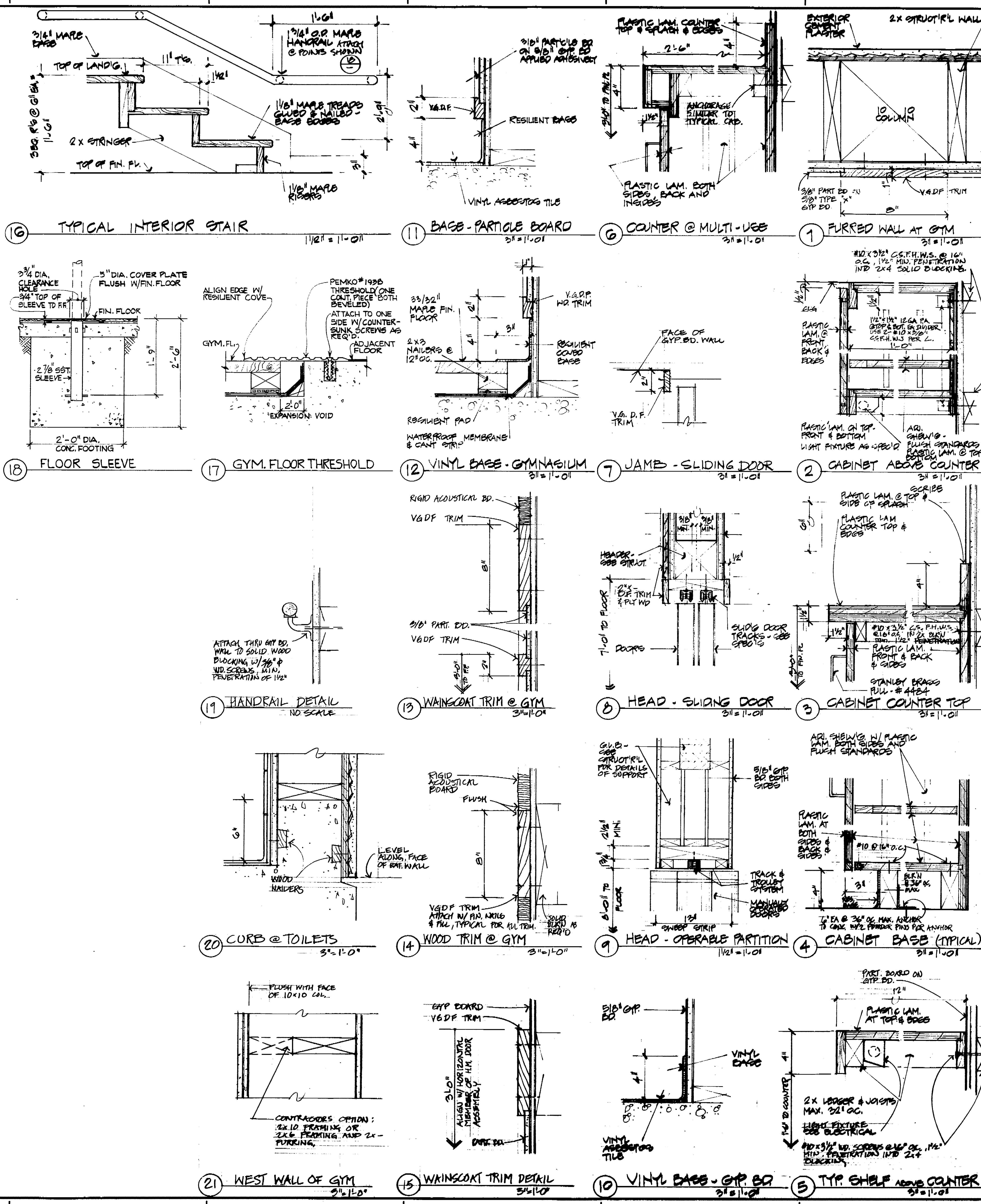
SOILS
 J. H. Kleinfelder & Associates
 2225 Myrtle Street
 Stockton, California
 209 946-1346

ESTIMATOR
 Paul Oppenheim
 P. O. Box 275, Star Route
 Sausalito, California
 415 388-3898


LANDSCAPE & CIVIL
 Dept. of Public Works & Dept.
 of Parks & Recreation
 City Hall
 Stockton, California

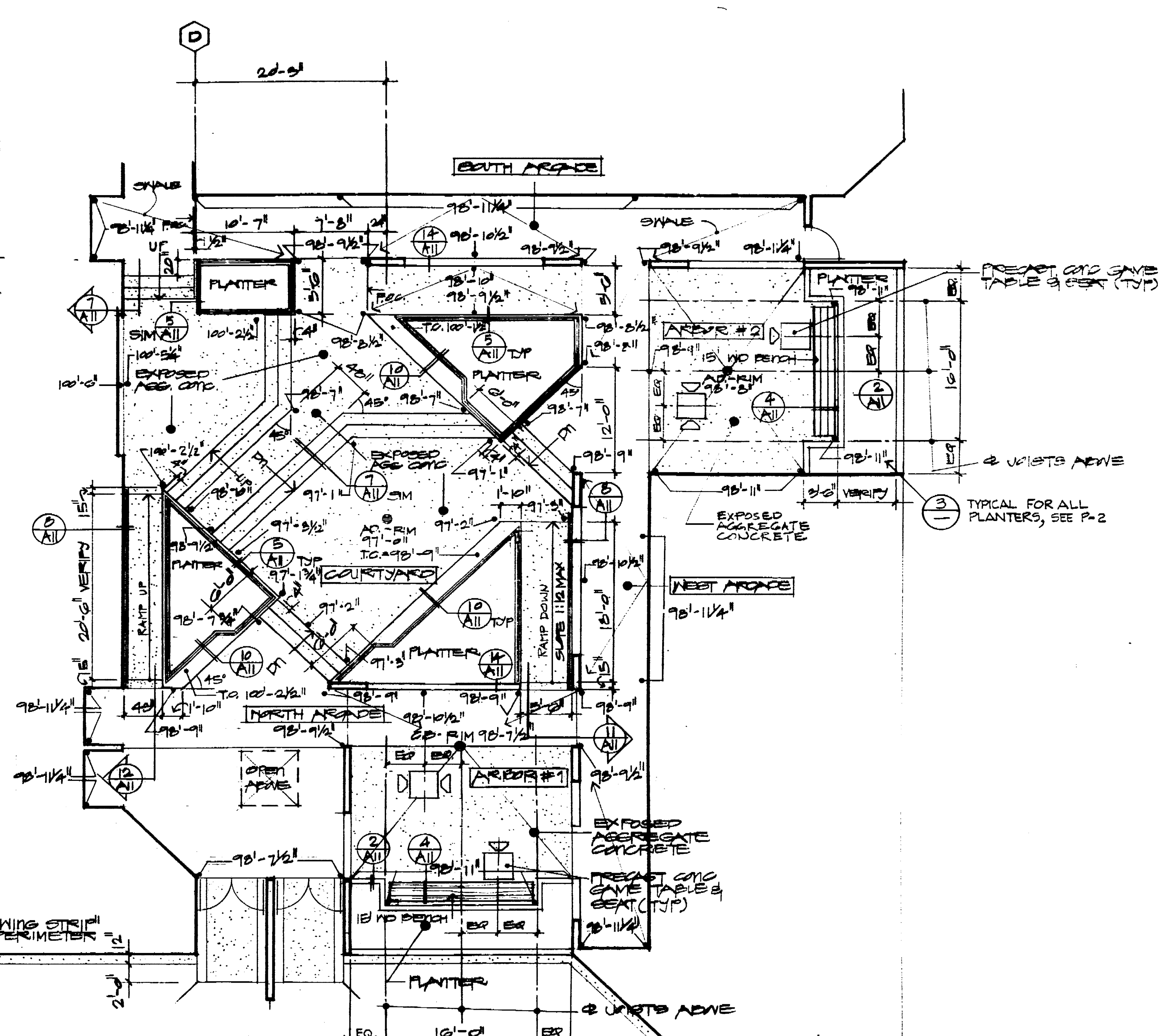
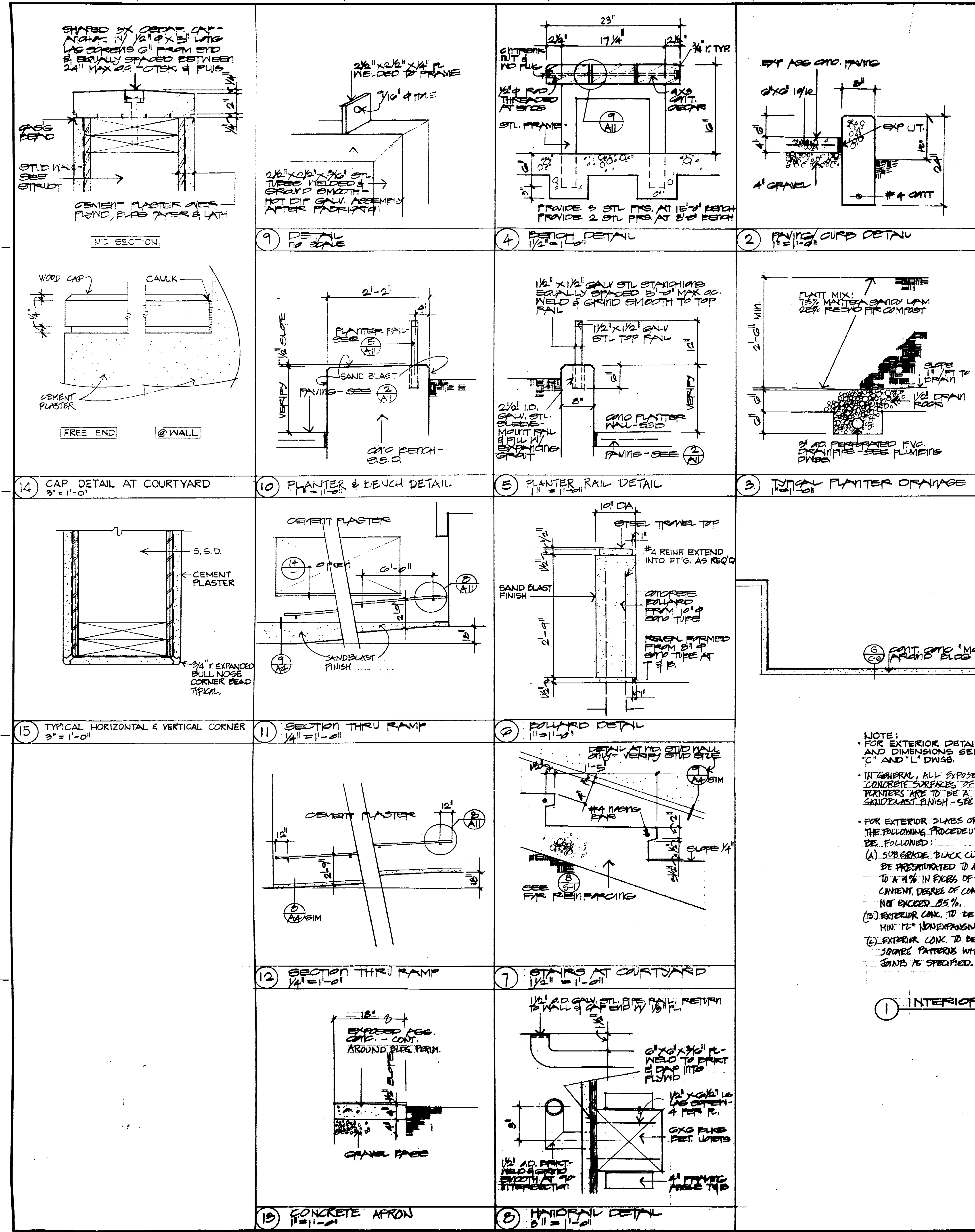
INTERIOR ELEVATIONS
 Scale: 1/4" = 1'-0"
 Sheet Number: **A8**





OF THE STATE BOARD OF ARCHITECTURE
 40690 APPROVED OCT 3 1977
 APPROVED SEP 20 1977
 WITH THE ARCHITECT'S SEAL
 No. 1 Description Date 1-77
 Revisions
 Job No. 5N Checked by
 Drawn by TMS Dated 9-19-77
Marquis Associates
 Architects and Planners
 243 Vallejo Street
 San Francisco
 California 94111
 415-789-2844
NORTH STOCKTON COMMUNITY CENTER
 STOCKTON, CALIFORNIA
 CONSULTANTS
STRUCTURAL
 Raj. S. Desai Associates
 1845 Sansome Street
 San Francisco, California
 415 397-5365
MECHANICAL & ELECTRICAL
 Chamberlain & Painter
 657 Mission Street
 San Francisco, California
 415 982-1893
SOILS
 J. H. Kleinfelder & Associate
 2825 Myrtle Street
 Stockton, California
 209 478 1345
ESTIMATOR
 Paul Oppenheim
 P. O. Box 275, Star Route
 Sausalito, California
 415 388-3898
LANDSCAPE & CIVIL
 Dept. of Public Works & Dept.
 of Parks & Recreation
 City Hall
 Stockton, California
CABINETS - STAIR DETAILS AND INTERIOR DETAILS
 See AS NOTED
A10





NOTE:
 • FOR EXTERIOR DETAILS AND DIMENSIONS SEE 'C' AND 'L' DIVS.
 • IN GENERAL, ALL EXPOSED CONCRETE SURFACES OF PLANTERS ARE TO BE A SANDBLAST FINISH - SEE SPECS.
 • FOR EXTERIOR SLABS OR SIDEWALKS THE FOLLOWING PROCEDURES ARE TO BE FOLLOWED:
 (A) SUBGRADE: BLACK CLAY SOILS TO BE PREPARATED TO A MIN. 12" DEPTH, TO A 4% IN EXCESS OF THE OPTIMUM MOISTURE CONTENT, DEGREE OF COMPACTION TO NOT EXCEED 85%.
 (B) EXTERIOR CONC. TO BE UNDERLAIN BY MIN. 12" NONEXPANSIVE GRANULAR FILL.
 (C) EXTERIOR CONC. TO BE PLACED IN APPROX. 3" SQUARE PATTERNS WITH EXPANSION JOINTS AS SPECIFIED.

1 INTERIOR COURTYARD PLAN 1/8" = 1'-0"

40690 APPROVED OCT 5 '77
 APPROVED SEP 21 1977
 No. 1 Rev. Description Date City

Marque Associates
 Architects and Planners
 243 Vallejo Street
 San Francisco
 California 94111
 415-788-2644

NORTH STOCKTON COMMUNITY CENTER
 STOCKTON, CALIFORNIA

STRUCTURAL
 Raj. T. Desai Associates
 1045 Sansome Street
 San Francisco, California
 415 397-5365

MECHANICAL & ELECTRICAL
 Chamberlain & Painter
 657 Mission Street
 San Francisco, California
 415 982-1833

SOILS
 J. B. Kleinfelder & Associates
 2825 Myrtle Street
 Stockton, California
 289 936 1345


ESTIMATOR
 Paul Oppenheim
 P. O. Box 275, Star Route
 Sausalito, California
 415 388-3898

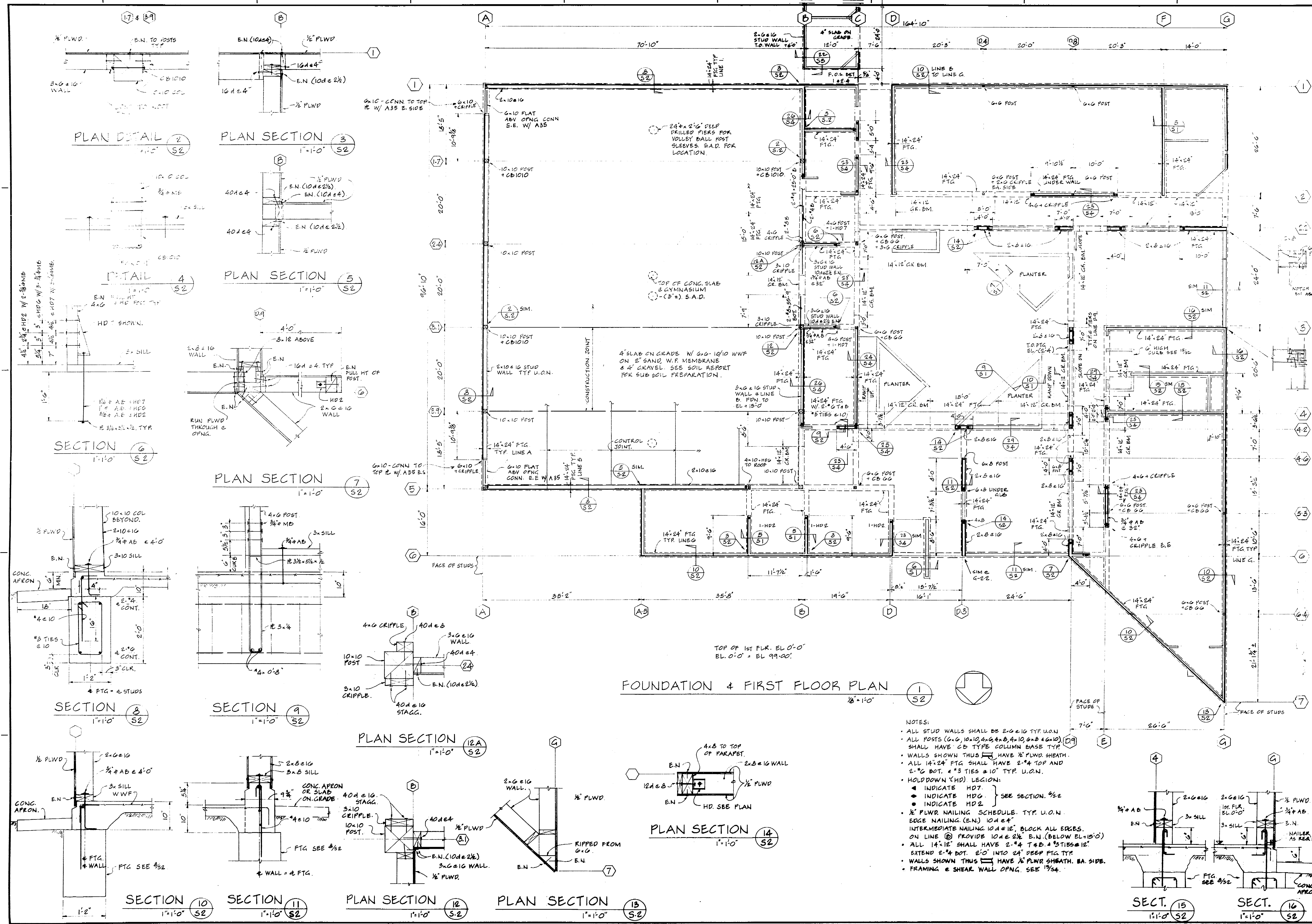
LANDSCAPE & CIVIL
 Dept. of Public Works & Dept.
 of Parks & Recreation
 City Hall
 Stockton, California

INTERIOR LANDSCAPE
 PLAN & DETAILS

Scale AS NOTED

A-1





DATE OF THE SHEET REVISED: OCT 3 '77
 STRUCTURAL SAFETY SECTION

40690 APPROVED OCT 3 '77
 DRAWN BY: [Signature]
 CHECKED BY: [Signature]

No.	Rev.	Description	Date	CHKD.
1	1	Revisions		
2	1	Checked by		
3	1	Dated	7-19-77	

Marquis Associates
 Architects and Planners
 243 Vallejo Street
 San Francisco
 California 94111
 415-788-2644

NORTH STOCKTON COMMUNITY CENTER
 STOCKTON, CALIFORNIA

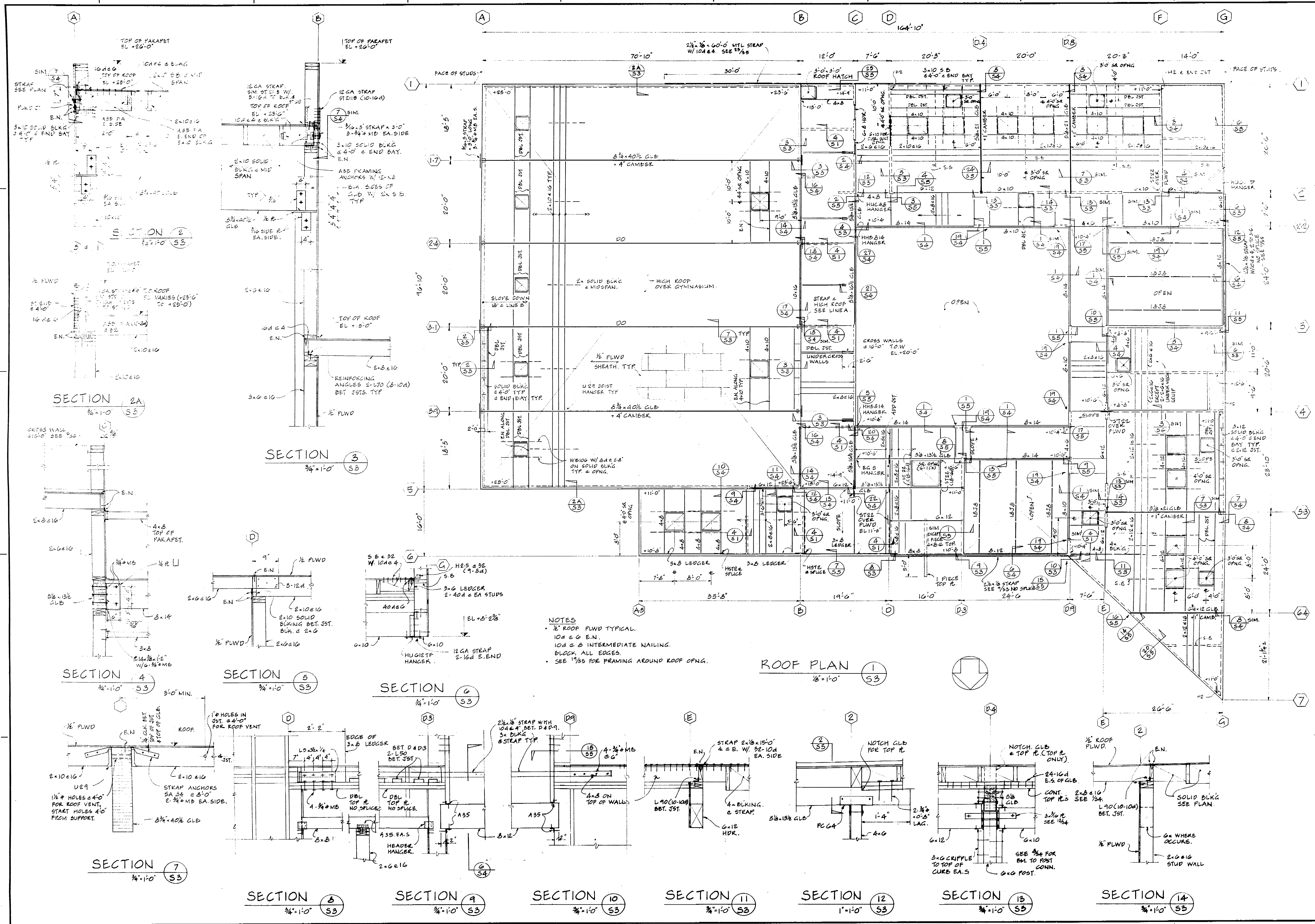
CONSULTANTS
STRUCTURAL Raj. Desai SE 1107
 Raj. T. Desai Associates
 1045 Sansome Street
 San Francisco, California
 415 397-5365
MECHANICAL & ELECTRICAL
 Chamberlain & Painter
 657 Mission Street
 San Francisco, California
 415 982-1823
SOILS
 J. H. Kleinfelder & Associates
 2825 Myrtle Street
 Stockton, California
 209 466-2932
ESTIMATOR
 Paul Oppenheim
 P. O. Box 275, Star Route
 Gearyville, California
 415 388-3898
LANDSCAPE & CIVIL
 Dept. of Public Works & Dept.
 of Parks & Recreation
 City Hall
 Stockton, California

FOUNDATION & FIRST FLOOR PLAN SECT. & DETAILS

NOTED.

S 2

- NOTES:
- ALL STUD WALLS SHALL BE 2x6 @ 16" TYP. U.O.N.
 - ALL POSTS (10x10, 4x4, 4x6, 4x8, 4x10, 4x12, 4x14) SHALL HAVE CD TYPE COLUMN BASE TYP.
 - WALLS SHOWN THUS [Symbol] HAVE 1/2" PLWD SHEATH.
 - ALL 14x24" FTG SHALL HAVE 2"x4" TOP AND 2"x6" BOT. #3 TIES @ 10" TYP. U.O.N.
 - HOLD-DOWN (HD) LEGION:
 - INDICATE HD 1.
 - INDICATE HD 2.
 - INDICATE HD 3.
 - 1/2" PLWD NAILING SCHEDULE. TYP. U.O.N. EDGE NAILING (E.N.) 10d @ 4" INTERMEDIATE NAILING 10d @ 12", BLOCK ALL EDGES. ON LINE (B) PROVIDE 10d @ 2 1/2" E.N. (BELOW EL. 10'-0")
 - ALL 14x12" SHALL HAVE 2"x4" T&B @ 13" @ 12"
 - EXTEND 2"x4" BOT. 6'-0" INTO 24" DEEP FIG. TYP.
 - WALLS SHOWN THUS [Symbol] HAVE 1/2" PLWD SHEATH. BA. SIDE.
 - FRAMING & SHEAR WALL O.P.G. SEE 1/364.



NOTES
 1. 1/2" ROOF PLWD TYPICAL.
 2. 10# & G EN.
 3. 10# & G INTERMEDIATE NAILING BLOOM, ALL EDGES.
 4. SEE 1/2" FOR FRAMING AROUND ROOF OPNG.

Office of the State Architect
 STRUCTURAL DIVISION
 40690 APPROVED OCT 3 '77
 N. S. [Signature]

No.	Ref.	Description	Date	CHKD.
Revisions				
Job No.	105	Checked by		
Drawn by		Dated	10-1-77	

Marquis Associates
 Architects and Planners
 243 Vallejo Street
 San Francisco
 California 94111
 415-788-2644

NORTH STOCKTON COMMUNITY CENTER
 STOCKTON, CALIFORNIA

STRUCTURAL CONSULTANTS
 Raj. T. Desai Associates
 1045 Sansome Street
 San Francisco, California
 415-397-5365

MECHANICAL & ELECTRICAL
 Chamberlain & Painter
 657 Mission Street
 San Francisco, California
 415-982-1823


SOILS
 J. B. Kleinfelder & Associates
 2825 Myrtle Street
 Stockton, California
 209-466-2932

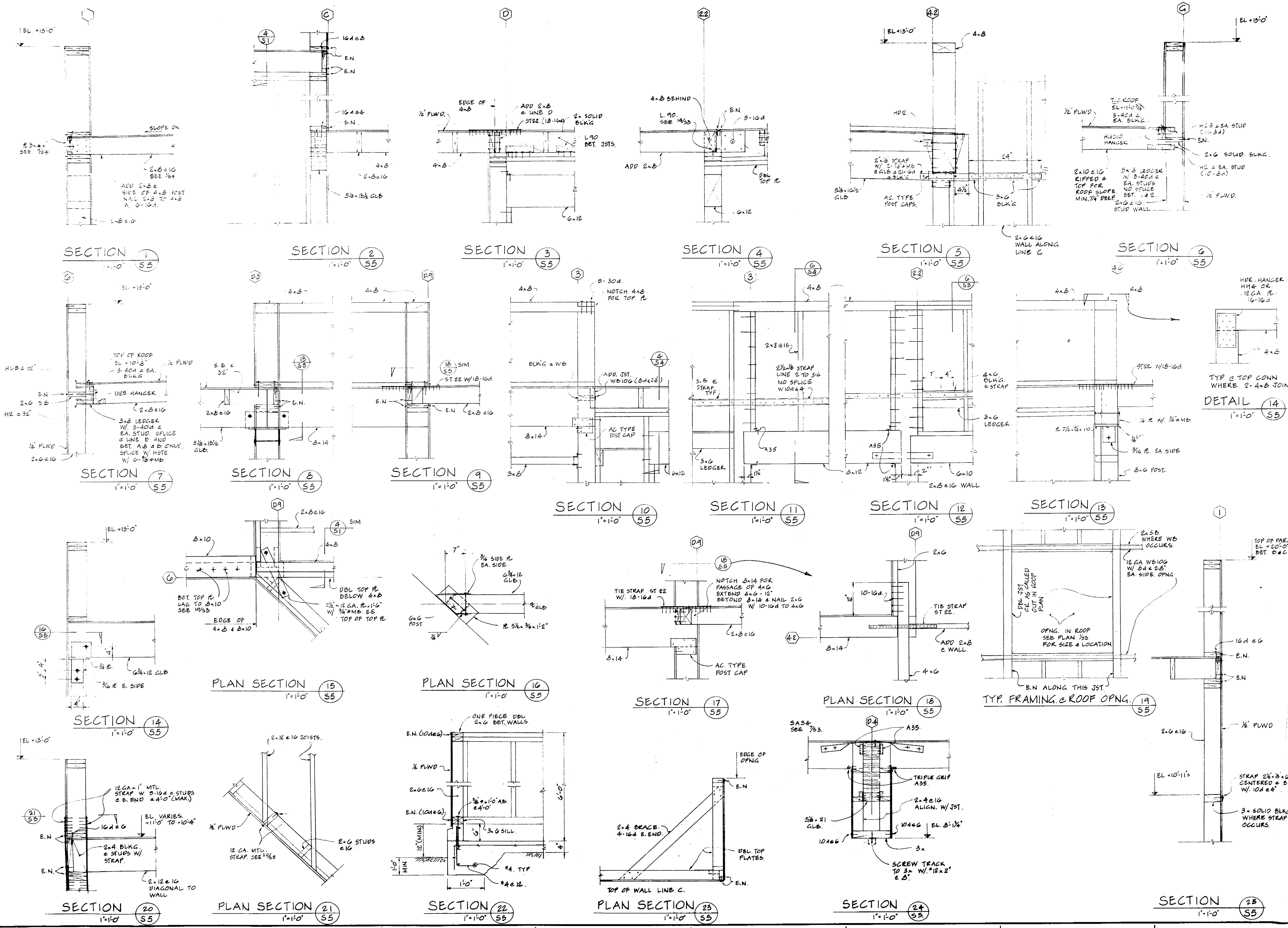
ESTIMATOR
 Paul Oppenheim
 P. O. Box 275, Star Route
 Sausalito, California
 415-388-3898

LANDSCAPE & CIVIL
 Dept. of Public Works & Dept. of Parks & Recreation
 City Hall
 Stockton, California

ROOF PLAN SECT. & DETAILS

Sheet No. 105
 Date NOTED
 Scale





Office of the State Architect
 SPECIAL INQUIRY SECTION
 40690 APPROVED OCT 3 '77
 M. R. ...

No.	Rev.	Description	Date	CHK'd
Revisions				
Job No.	7615	Checked by		
Drawn by		Dated	9-19-77	

Marquis Associates
 Architects and Planners
 24 Vallejo Street
 San Francisco
 California 94111
 415-788-2044


NORTH STOCKTON COMMUNITY CENTER
 STOCKTON, CALIFORNIA

CONSULTANTS
STRUCTURAL Pal Desai Seifoff
 Raj. T. Desai Associates
 1045 Sansome Street
 San Francisco, California
 415 397-5365
MECHANICAL & ELECTRICAL
 Chamberlain & Painter
 657 Mission Street
 San Francisco, California
 415 982-1823

SOILS
 J. H. Kleinfelder & Associates
 2825 Myrtle Street
 Stockton, California
 209 466-2932
ESTIMATOR
 Paul Oppenheim
 P. O. Box 275, Star Route
 Sausalito, California
 415 388-3898

SECT. & DETAILS.

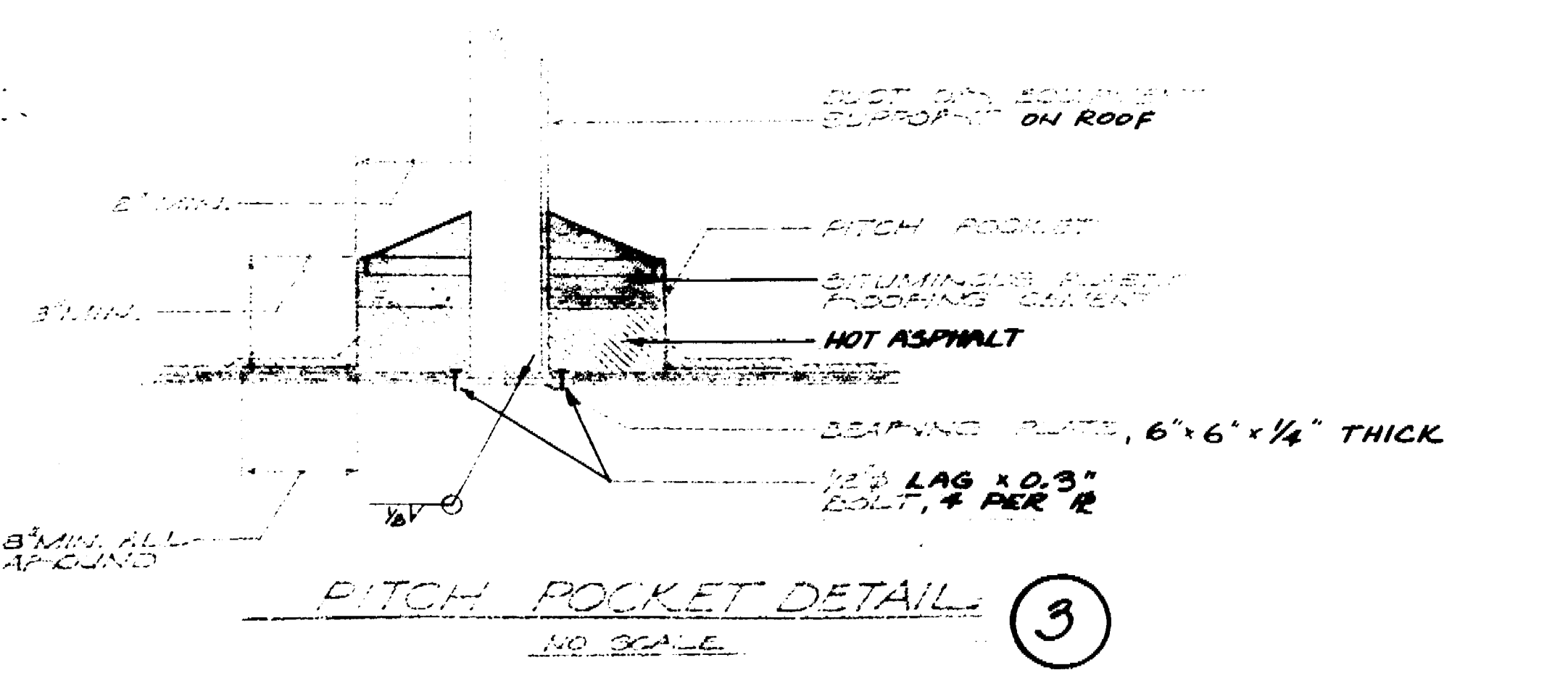
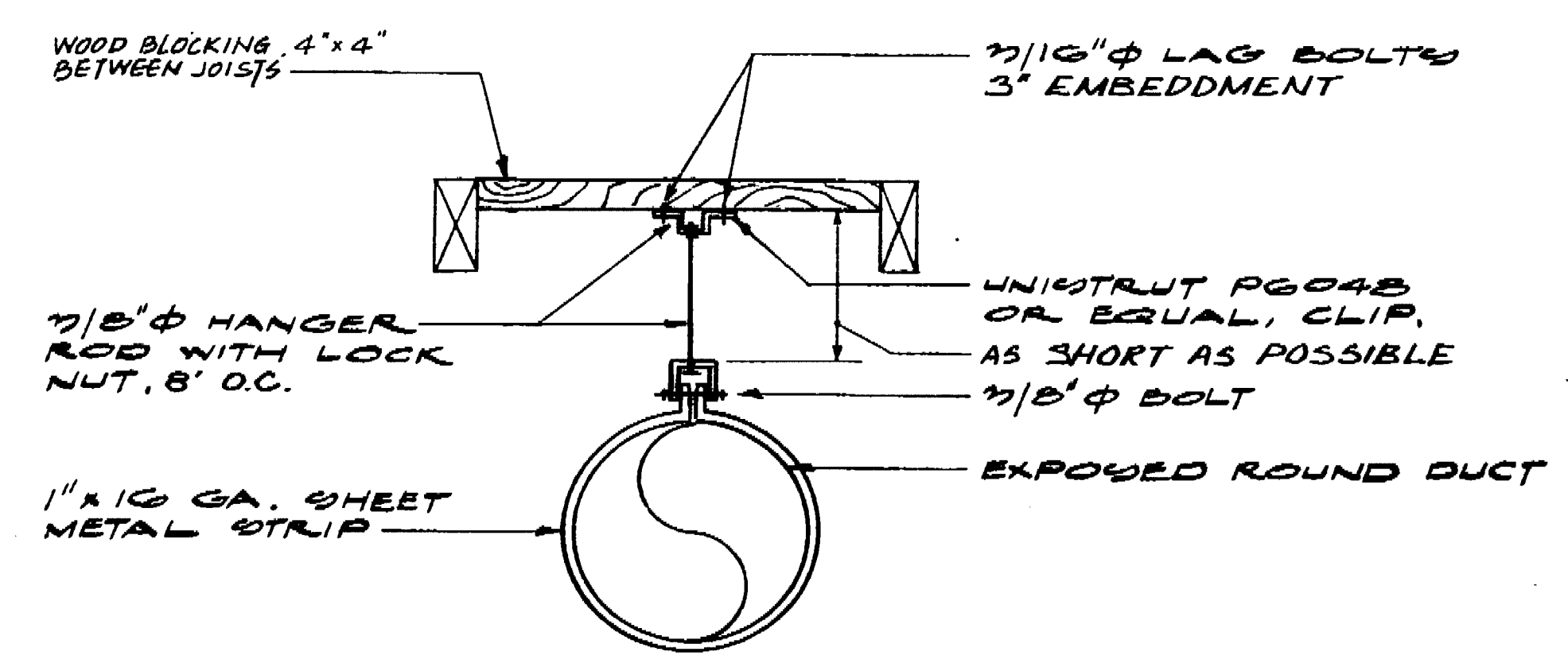
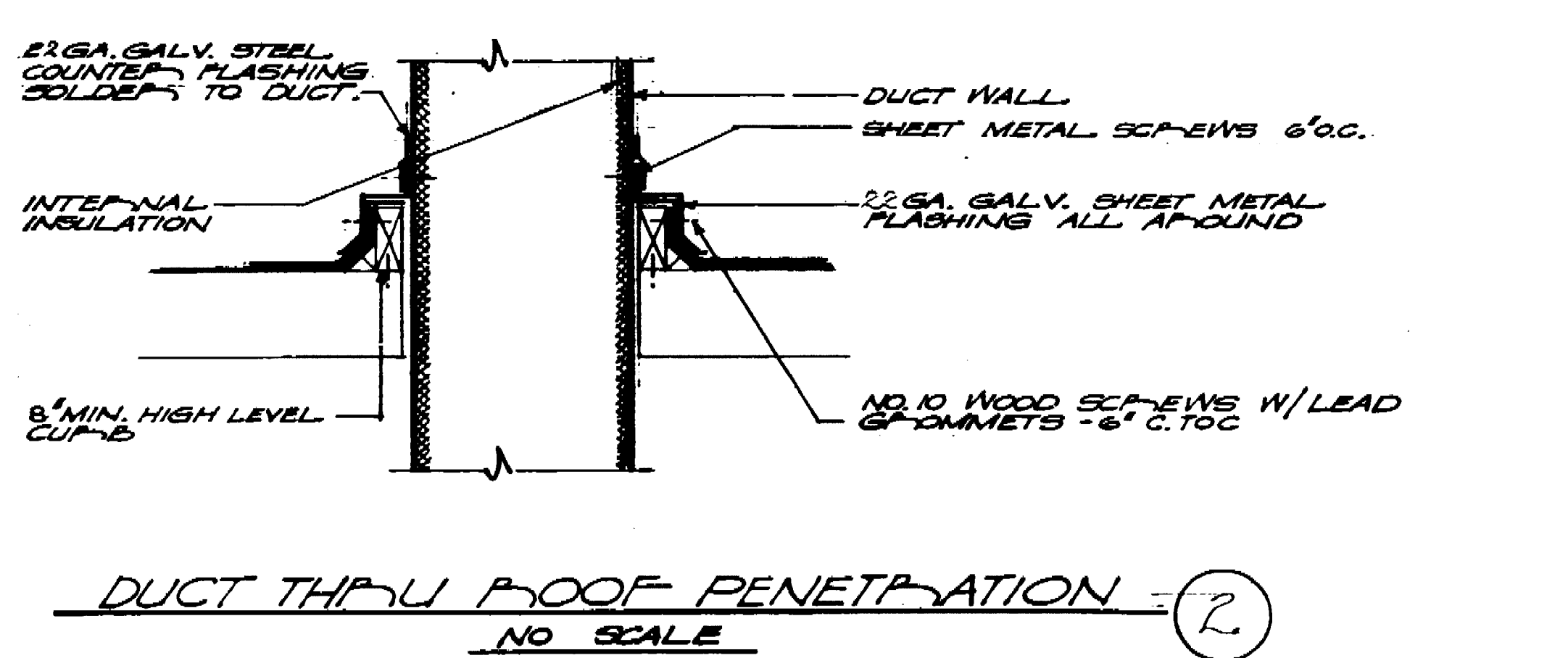
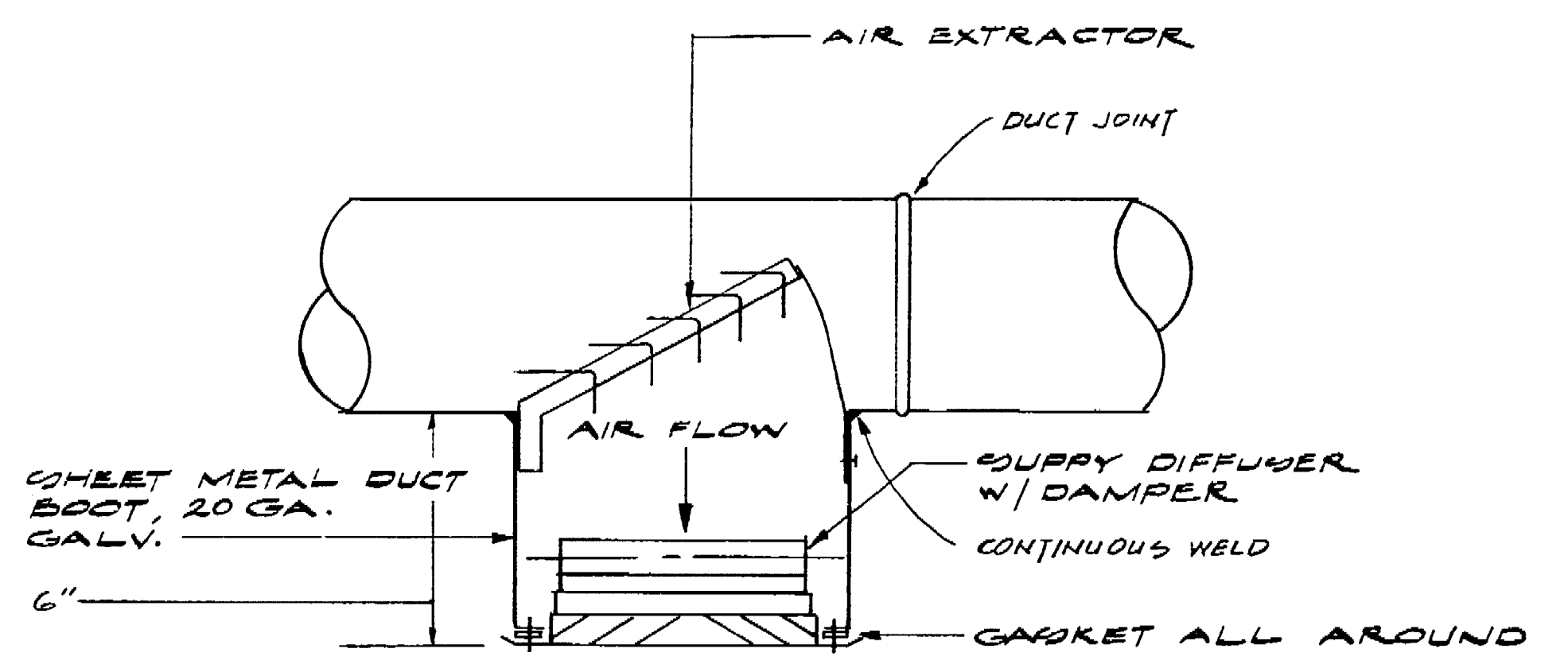
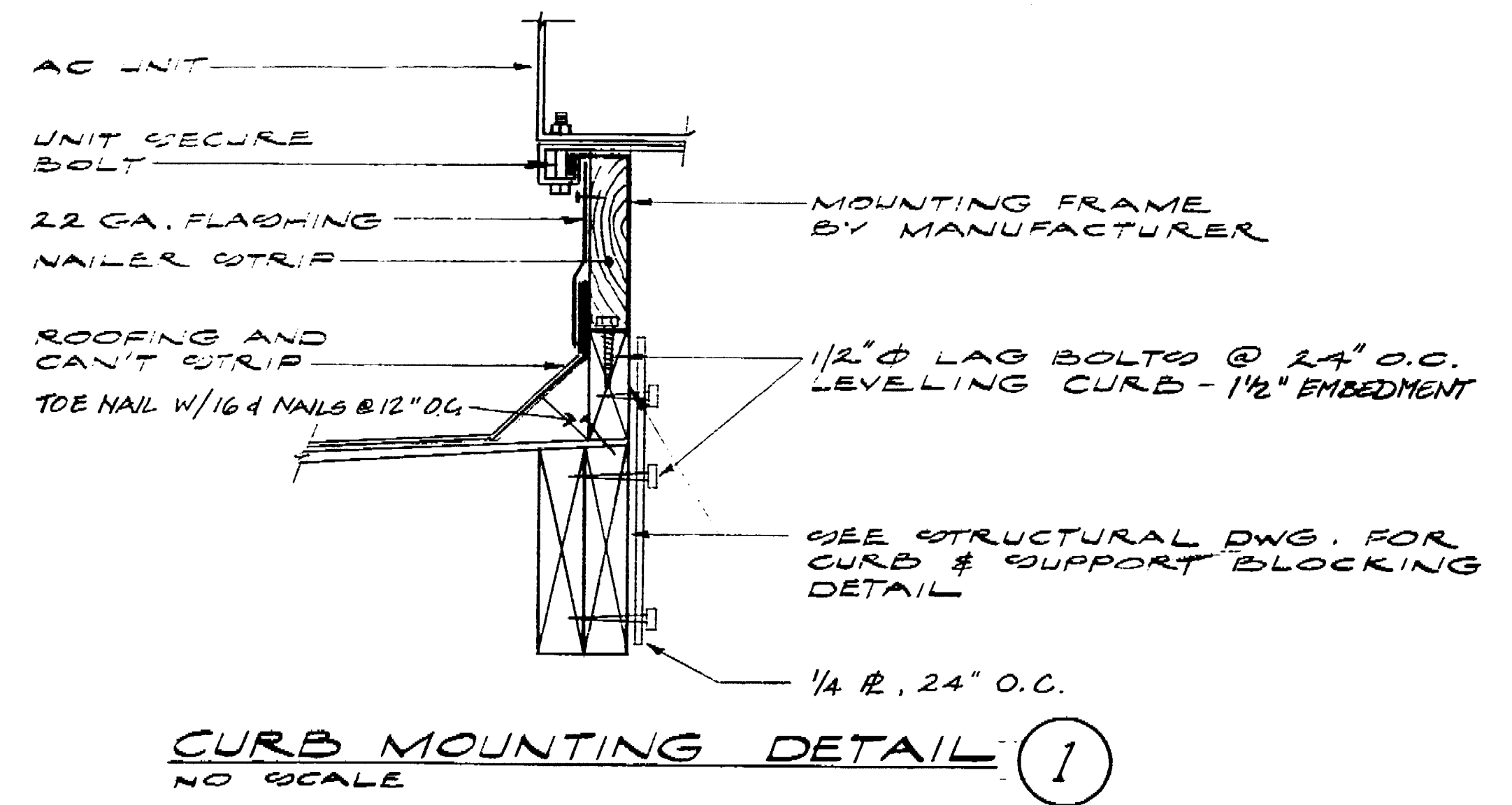
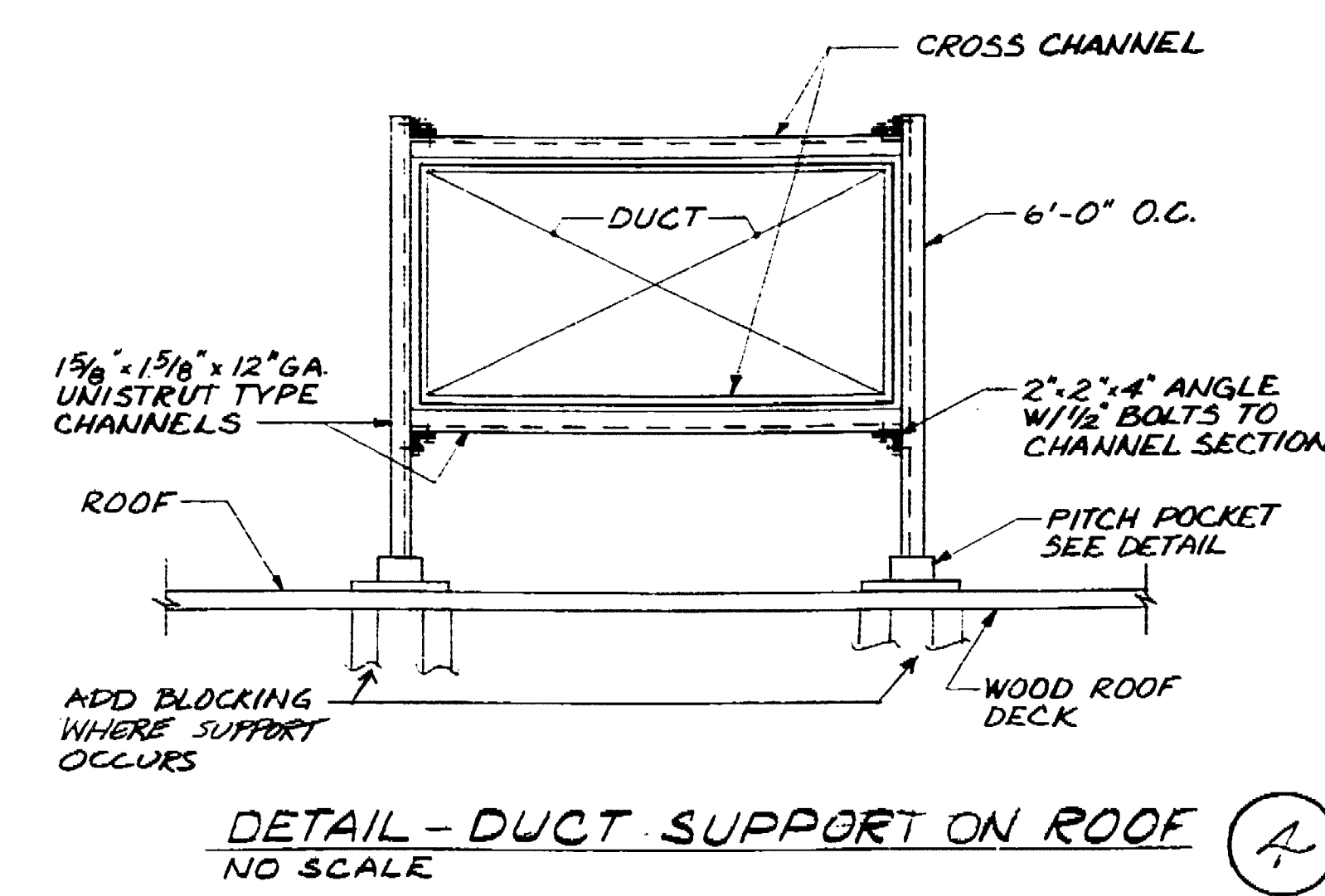
Sheet Title
 Scale NOTED.
 Sheet Number
 15



FAN SCHEDULE										
MARK	TYPE	MODEL NUMBER	CFM	RPM	VOLTAGE	MOTOR CHARACTERISTICS				REMARKS
						HP	PHASE	START	FAN	
E-1	D	UTILITY 950	550	5/8	120/1	1/4	120/1	MANUAL SW. - P.L.	M-2	WITH VIBRATION ISOLATORS 120 lbs
E-2	—	CE-108 800	1/2	—	120/1	1/4	120/1	—	—	100 lbs
E-3	—	CE-64 100	1/8	—	120/1	1/8	120/1	—	—	40 lbs
E-4	—	CE-6D 120	1/8	—	120/1	1/8	120/1	—	—	40 lbs

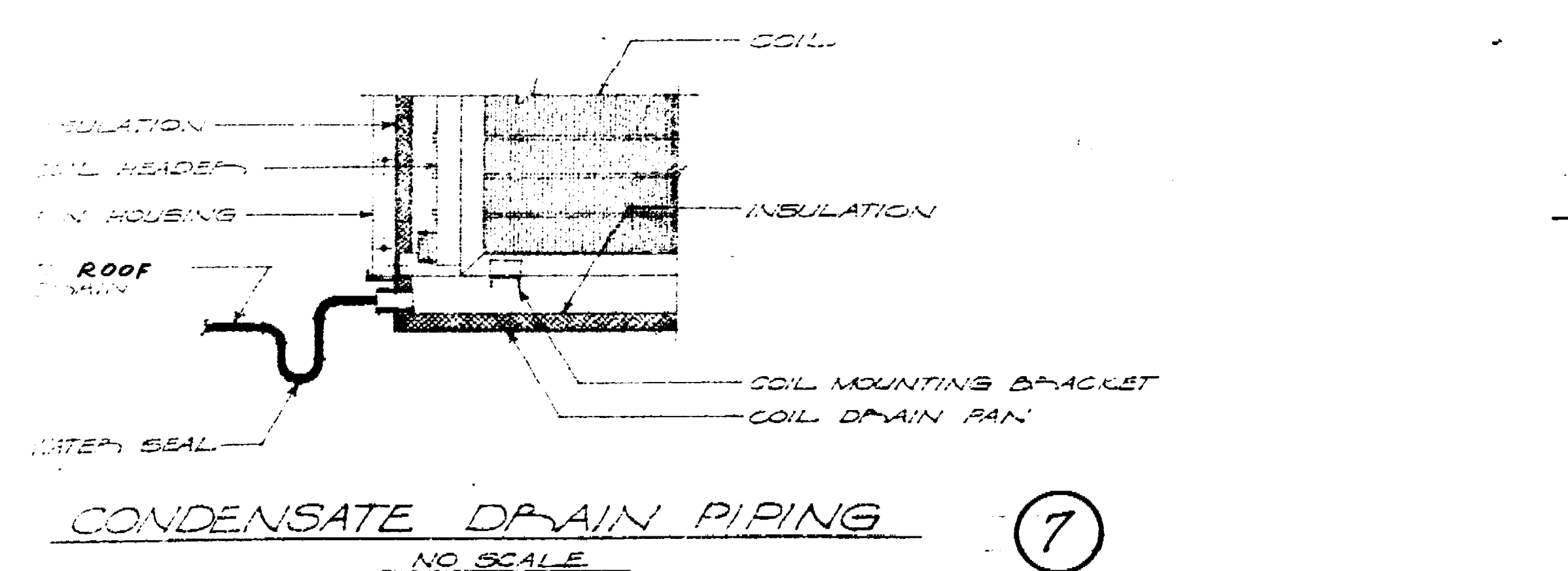
DUCT HEATER SCHEDULE					
MARK	CFM	DUCT SIZE IN. W.H.	KW	VOLTAGE & PHASE	REMARKS
EH-1	250	12 x 6	1.5	120/1	WEATHERPROOF EXTERIOR SURFACE
EH-2	250	12 x 6	1.5	120/1	WEATHERPROOF EXTERIOR SURFACE
EH-3	600	12 x 10	8.0	208/3	2-STAGE
EH-4	600	12 x 10	8.0	208/3	2-STAGE

AC UNIT	MODEL	CFM	HP	W.H.	W.D.	W.D.	W.D.	W.D.	FAN MOTOR HP	WEIGHT		
AC-1	GC53-953	250	187.5	3400	0.6	105	82	67	91	3	208/3	1700 lbs.
AC-2	GC53-953	250	187.5	3400	0.6	105	82	67	91	3	208/3	1700 lbs.
AC-3	GC53-953	150	187.5	3300	0.6	105	80	67	90.6	3	208/3	1700 lbs.
AC-4	GC53-953	150	187.5	3100	0.6	105	82	67	89.5	3	208/3	1700 lbs.
AC-7	CHAB-311	—	—	1200	0.3	105	93	67	29.7	1/3	208/1	450 lbs.
AC-8	CHAB-261	—	—	500	0.3	105	80	67	14.4	1/4	208/1	425 lbs., LOW SPEED FAN



DETAIL NOTES

- GENERAL CONDITIONS WILL MECHANICAL WORK WITH ARCHITECTURAL, INTERIOR AND FINISHING PLANS AND NOTES.
- INSTALLATION SHALL MAKE REQUIRED CONNECTIONS TO GAS, WATER AND ELECTRICAL SERVICES.
- ACCESS PANELS OF THE SAME DIMENSIONS AS THE NOMINAL SIZE OF EQUIPMENT SHALL BE PROVIDED TO THE WORK.
- WATER TIGHT AND CONVENIENTLY LOCATED DUCT JOINTS SHALL BE PROVIDED AT ALL POINTS OF PENETRATION AND AT ALL OTHER LOCATIONS, WHERE NECESSARY TO MAINTAIN PROPER AIR FLOW.
- REGISTERS LOCATED ON EXTERIOR WALLS SHALL BE MOUNTED ON 1/2" THICK CONCRETE.
- REGISTERS AND GRILLS SHOWN ON ARCHITECTURAL PLANS SHALL BE INSTALLED IN THE MOUNTED POSITION UNLESS OTHERWISE NOTED.
- SEE ARCHITECTURAL DWGS FOR EXACT LOCATIONS OF DIFFUSERS AND REGISTERS WHERE SHOWN.
- SECURELY ATTACH RECTANGULAR DUCTS TO SUPPORTING STRAPS, AND SECURELY ATTACH SUPPORTING STRAPS TO SOLID WOOD BLOCKING BETWEEN STRUCTURAL JOISTS AS RECOMMENDED BY S.M.C.N.A. JDS.



OFFICE OF THE STATE ARCHITECT
STRUCTURAL SAFETY SECTION

40690 APPROVED OCT 3 '77

APPROVED
SEP 19 1977

NO. 1 Description Date CIVIL

Revisions

Job No. 7015 Checked by

Drawn by Dated 9-19-77

Marquis Associates
Architects and Planners
243 Vallejo Street
San Francisco
California 94111
415-788-2644

NORTH STOCKTON COMMUNITY CENTER
STOCKTON, CALIFORNIA

STRUCTURAL
Raj. T. Desai Associates
1045 Sansome Street
San Francisco, California
415 397-5365

MECHANICAL & ELECTRICAL
Chamberlain & Painter
657 Mission Street
San Francisco, California
415 982-1823


SOILS
J. H. Kleinfelder & Associates
2825 Myrtle Street
Stockton, California
209 466-2932

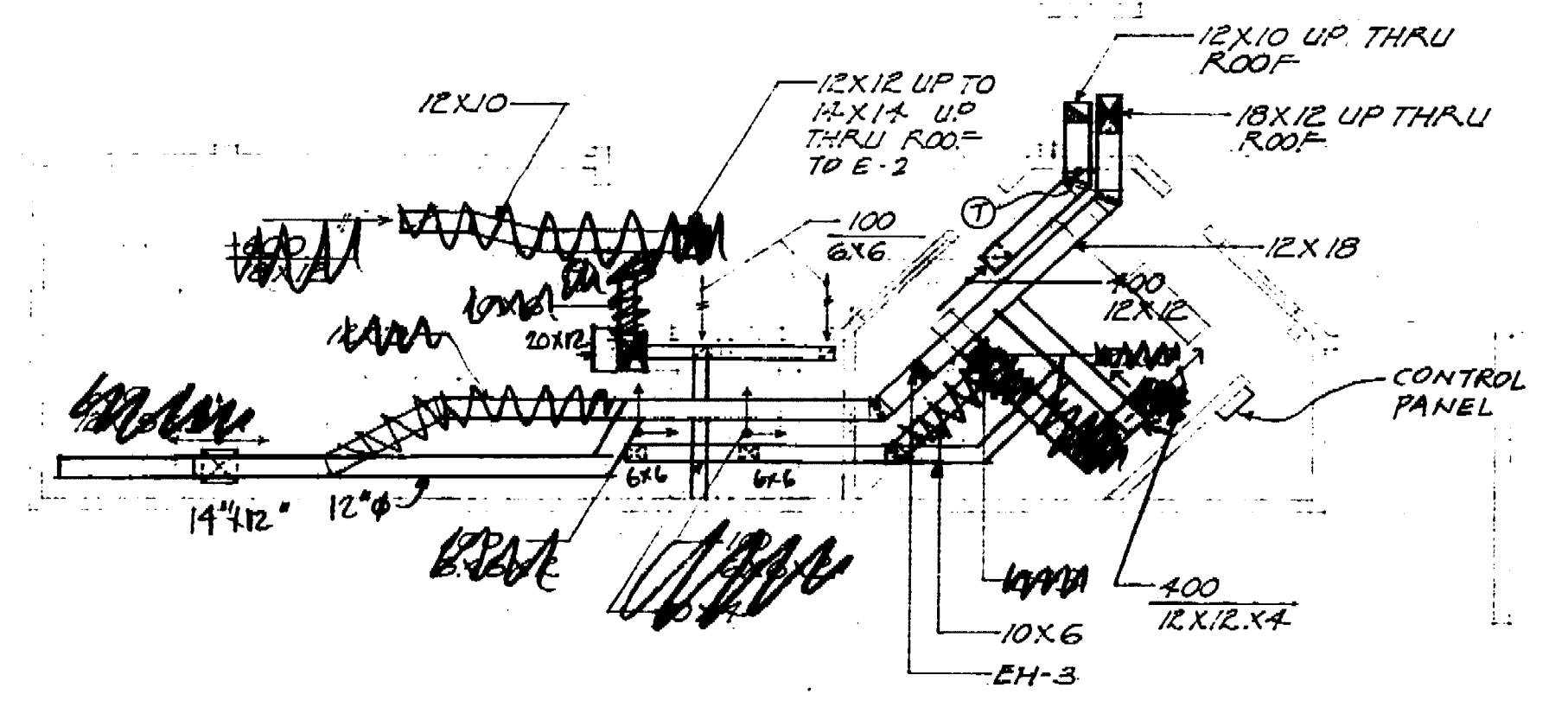
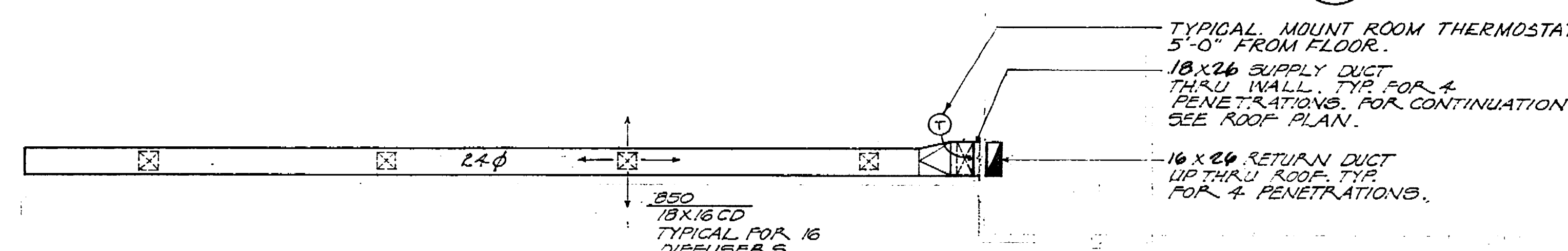
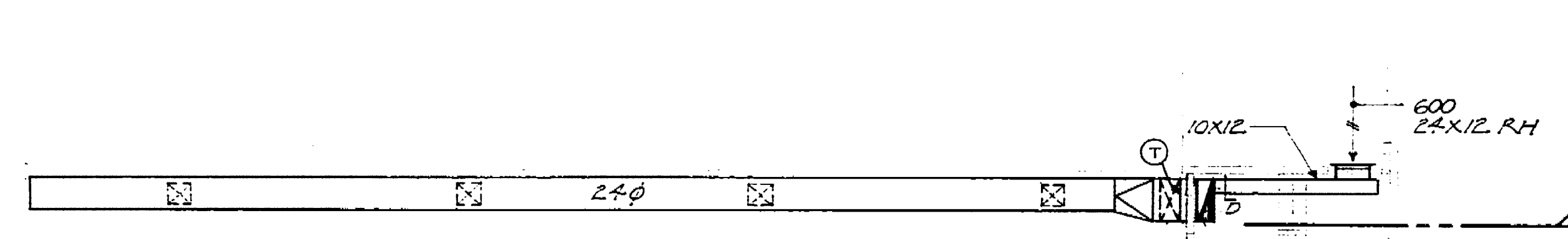
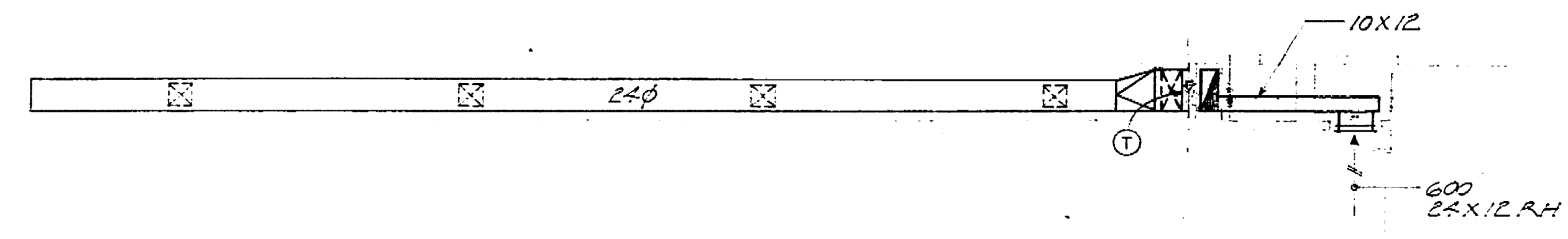
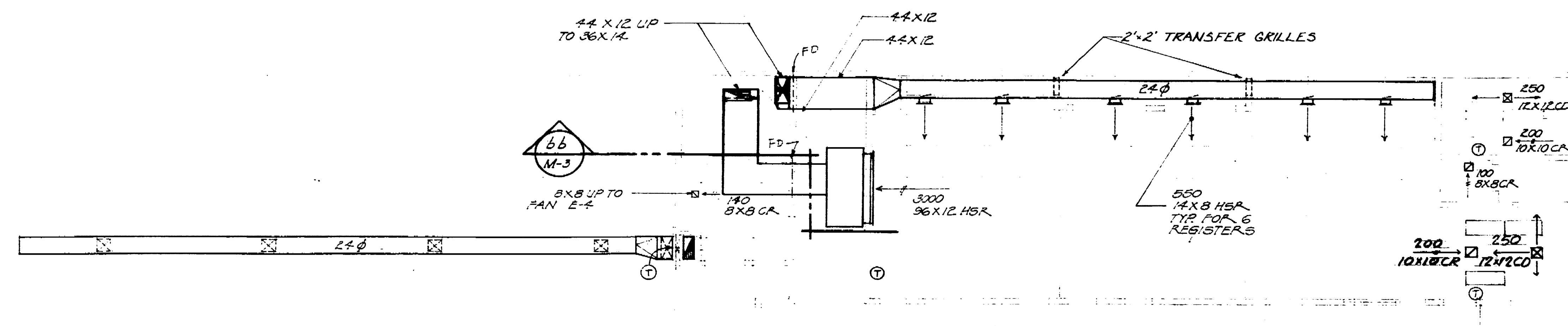
ESTIMATOR
Paul Oppenheim
P. O. Box 275, Star Route
Sausalito, California
415 388-3898

LANDSCAPE & CIVIL
Dept. of Public Works & Dept.
of Parks & Recreation
City Hall
Stockton, California

DETAILS & SCHEDULES



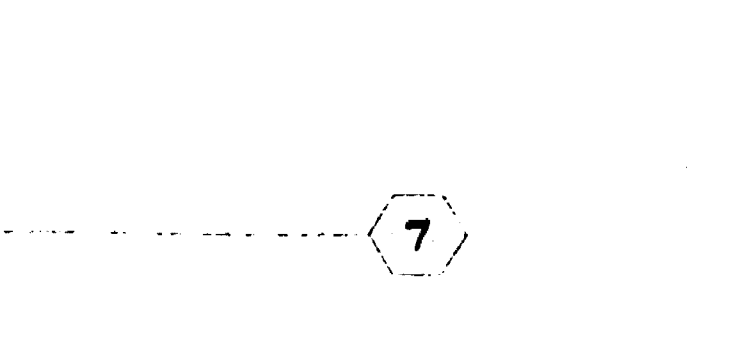
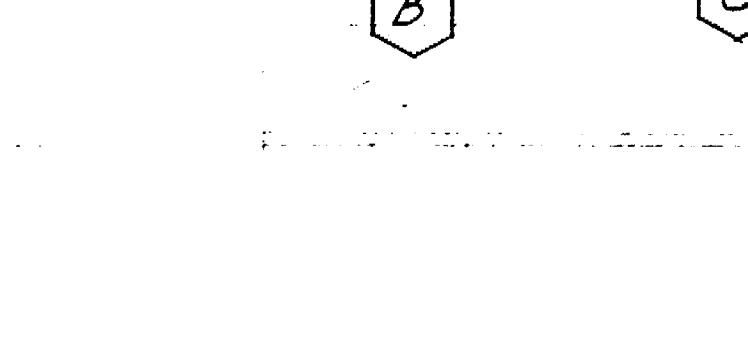
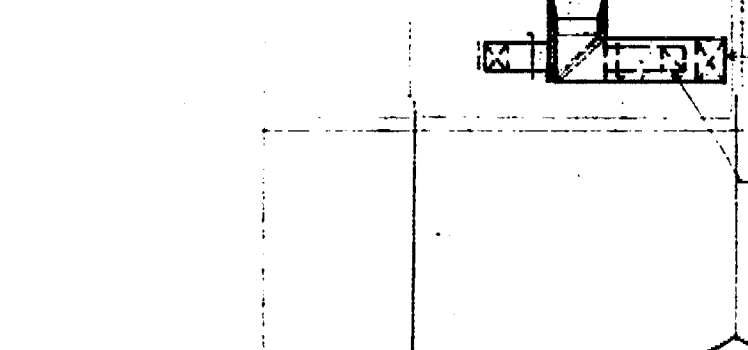
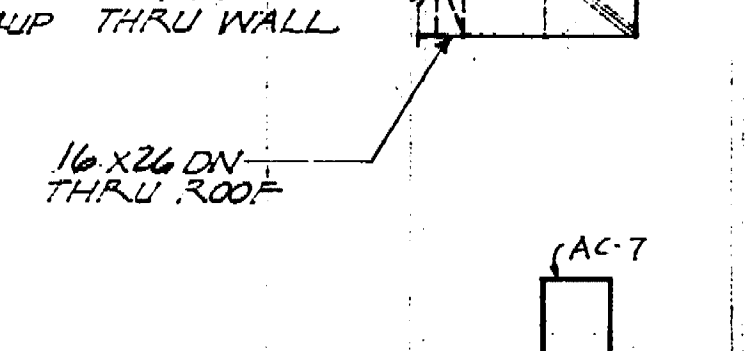
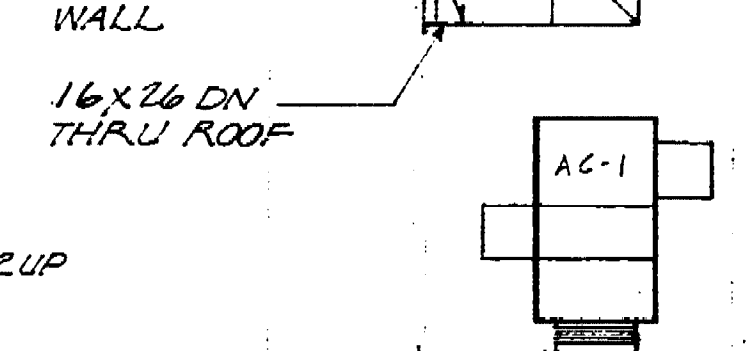
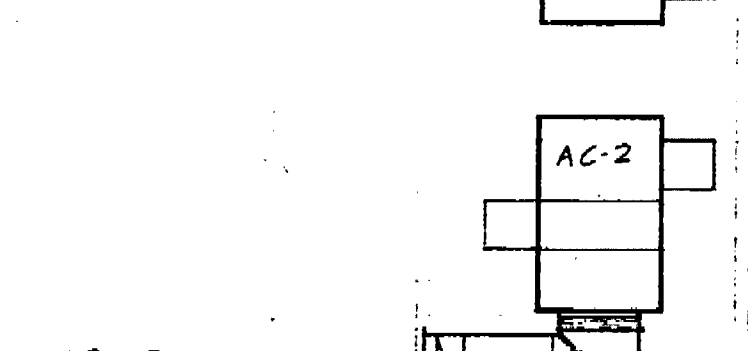
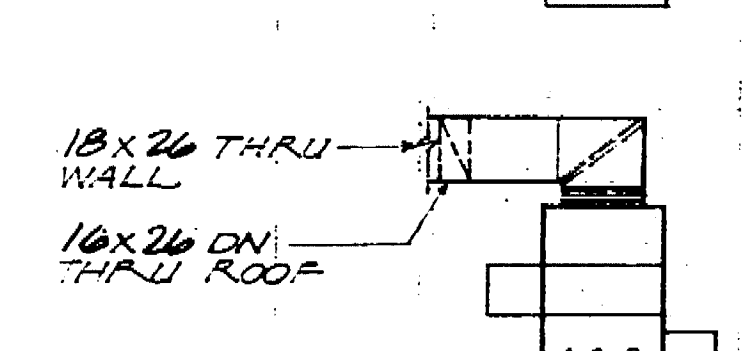
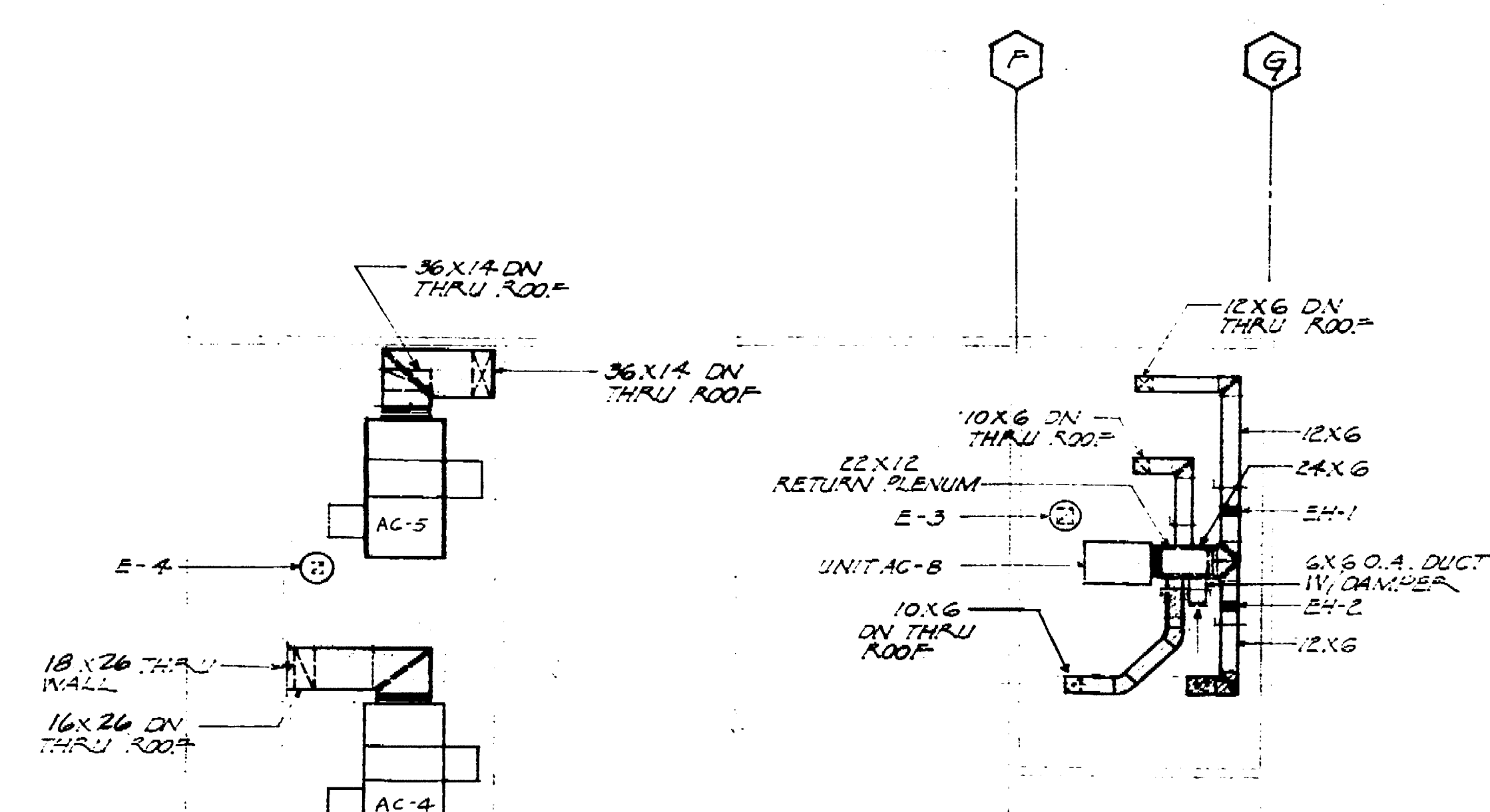
Sheet No. 1
Title
Date
Scale
M-1





FLOOR PLAN
SCALE: 1/8" = 1'-0"

NOTE: SEE ARCH. DWGS FOR EXACT LOCATION OF DIFFUSERS



PARTIAL ROOF PLAN
SCALE: 1/8" = 1'-0"

OFFICE OF THE STATE ARCHITECT
STRUCTURAL SAFETY DIVISION
40690 APPROVED OCT 3 '77
APPROVED SEP 20 1977
DATE FOR SUBMITTAL
CHECKED BY
DRAWN BY
DATE 9-19-77

Marquis Associates
Architects and Planners
243 Vallejo Street
San Francisco
California 94111
415-788-2844

NORTH STOCKTON COMMUNITY CENTER
STOCKTON, CALIFORNIA

STRUCTURAL
Raj. T. Desai Associates
1045 Sansome Street
San Francisco, California
415 397-5365

MECHANICAL & ELECTRICAL
Chamberlain & Painter
657 Mission Street
San Francisco, California
415 982-1823


SOILS
J. H. Einsfelder & Associates
2825 Myrtle Street
Stockton, California
209 466-2932

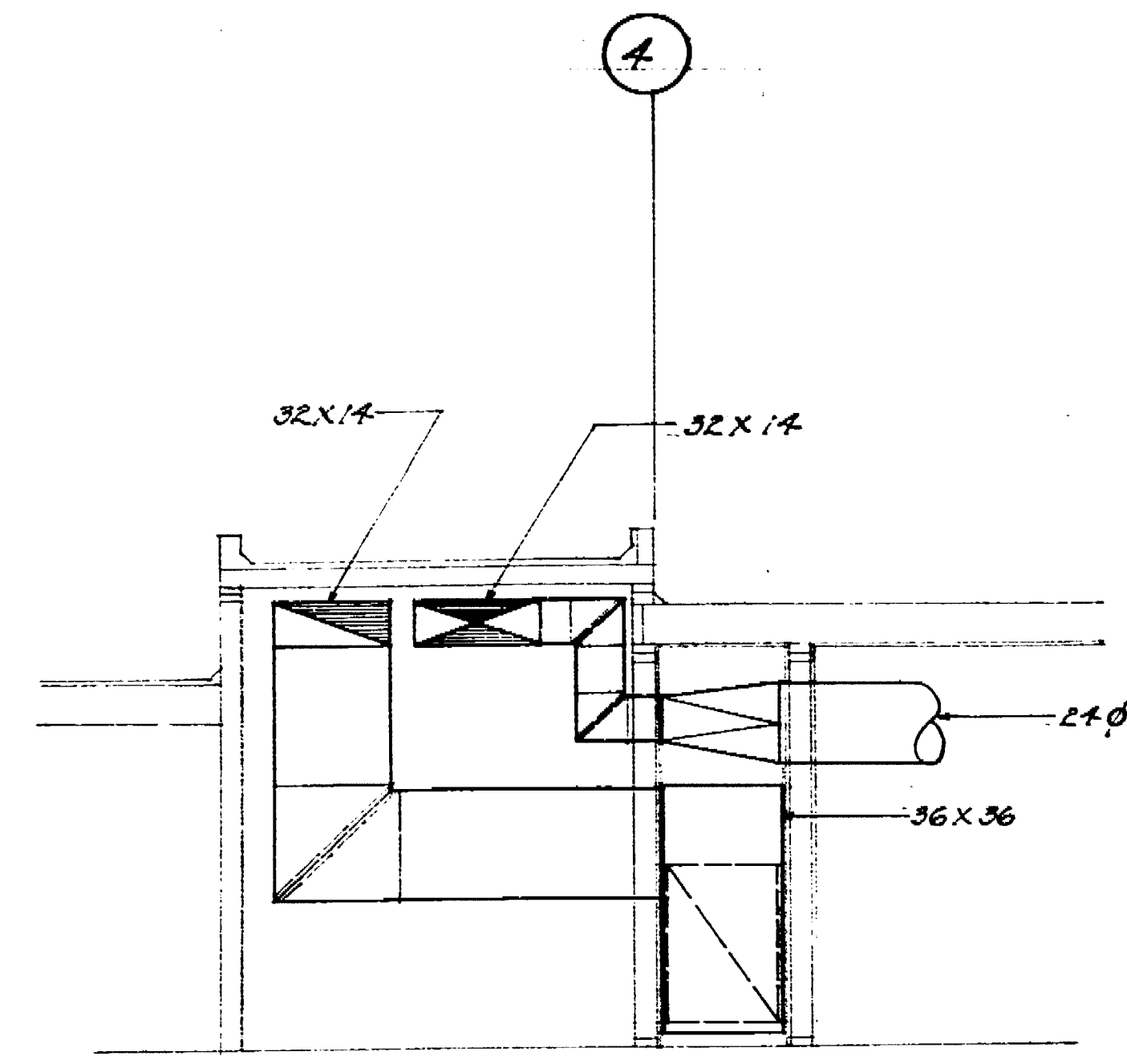
ESTIMATOR
Paul Oppenheim
P. O. Box 275, Star Route
Seaville, California
415 388-3898

LANDSCAPE & CIVIL
Dept. of Public Works & Dept.
of Parks & Recreation
City Hall
Stockton, California

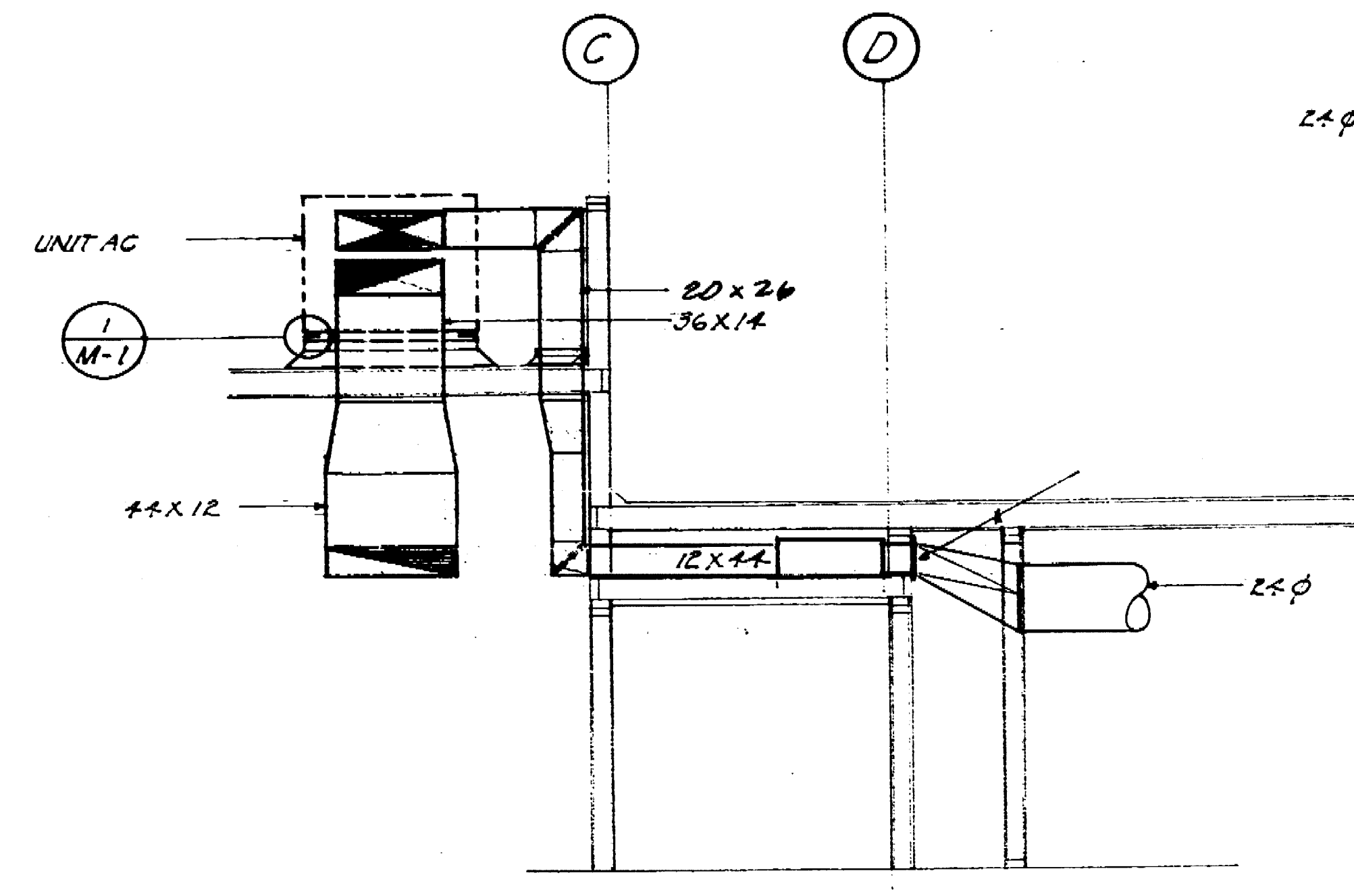
FLOOR PLAN

Sheet Title
Date
Sheet Number
ME-2

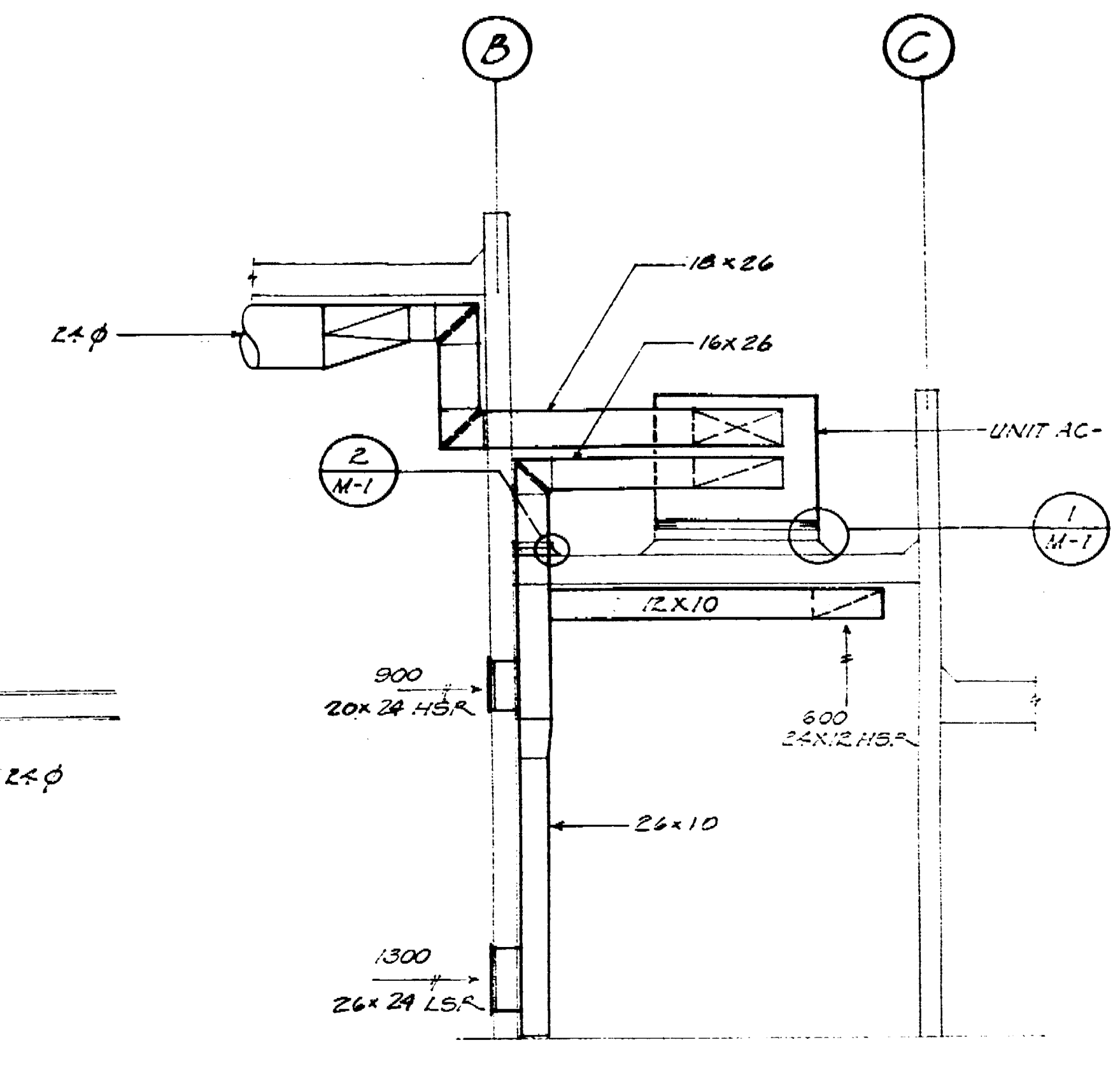




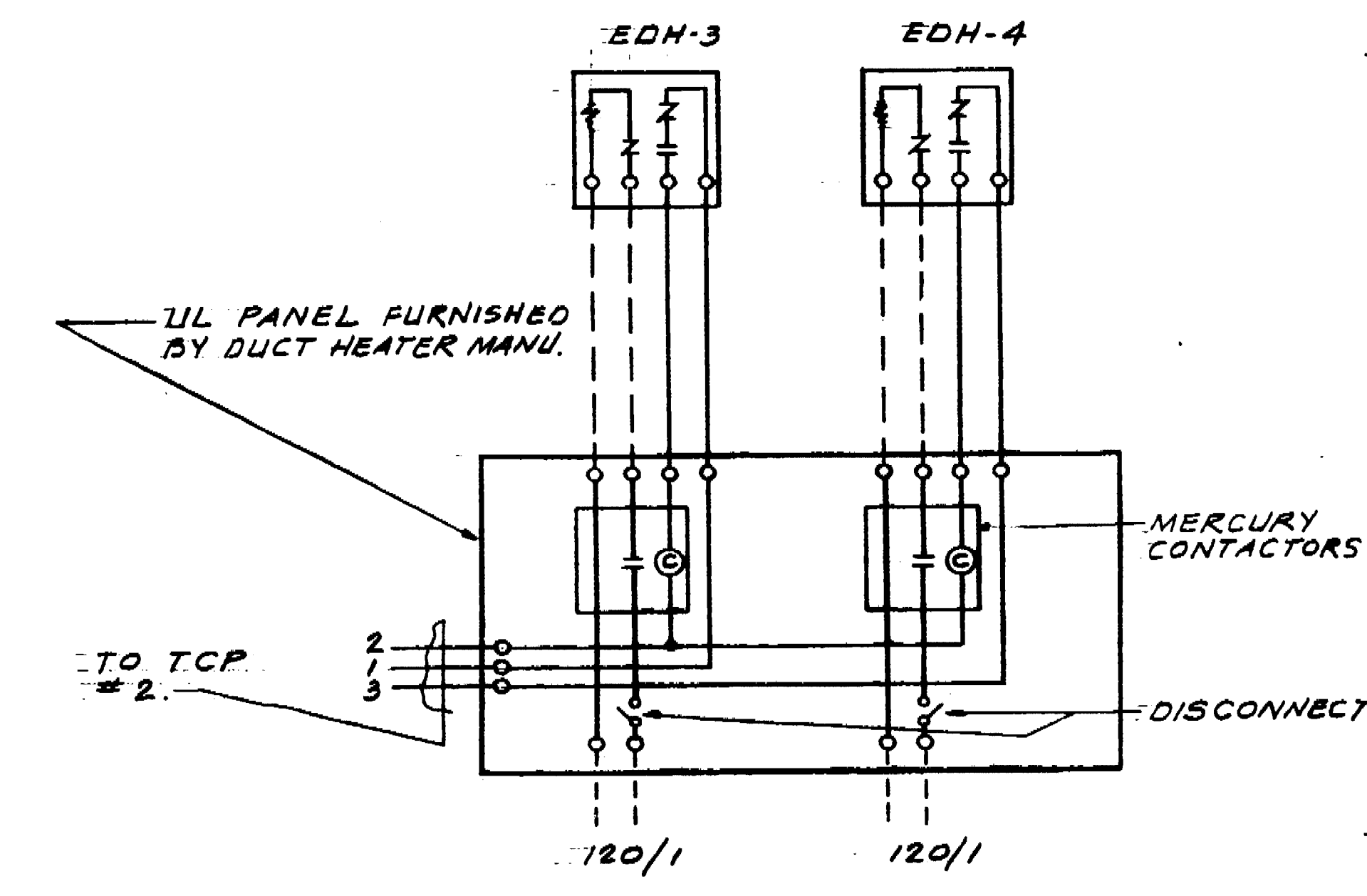
SECTION cc
SCALE: 1/4" = 1'-0"



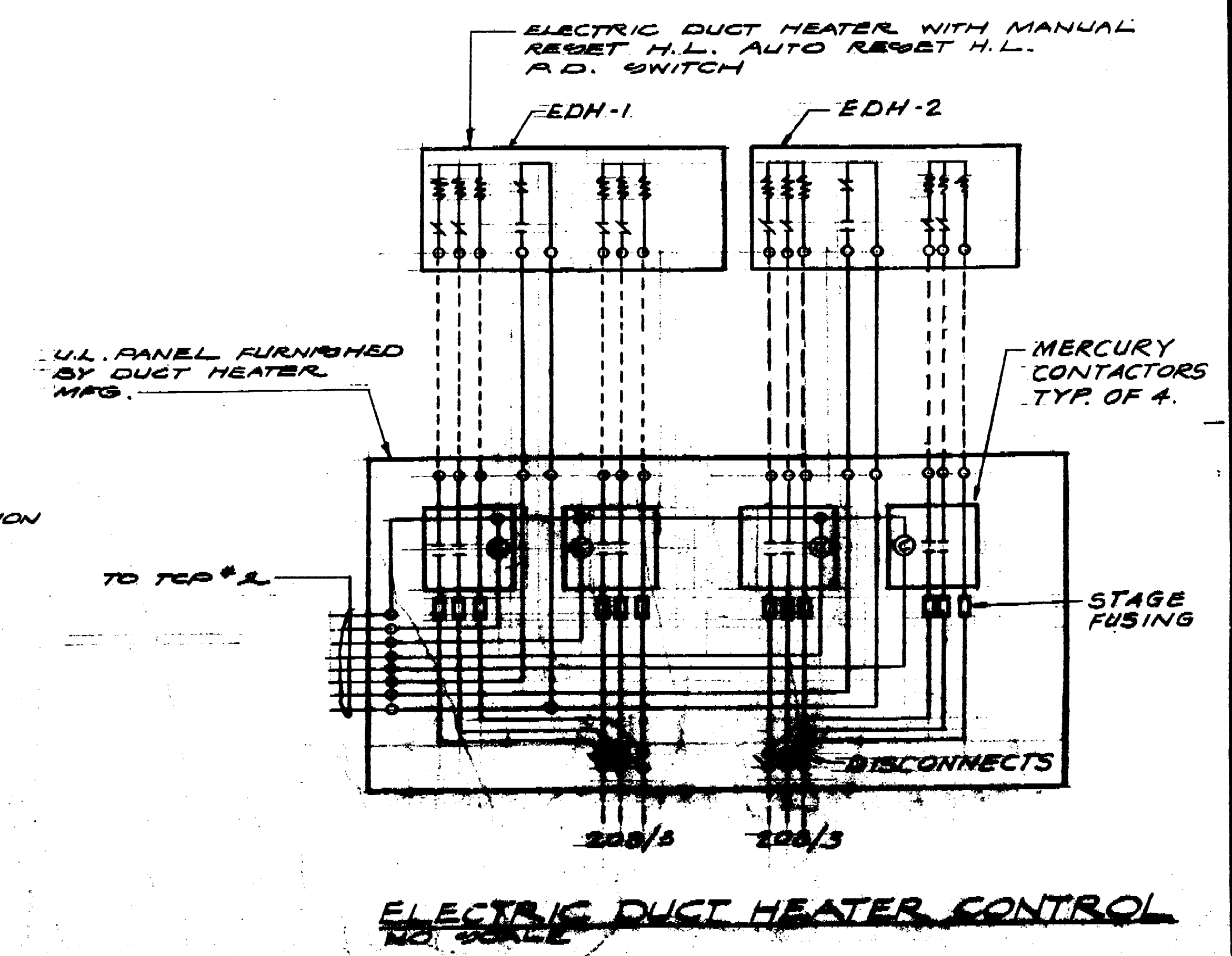
SECTION bb
SCALE: 1/4" = 1'-0"



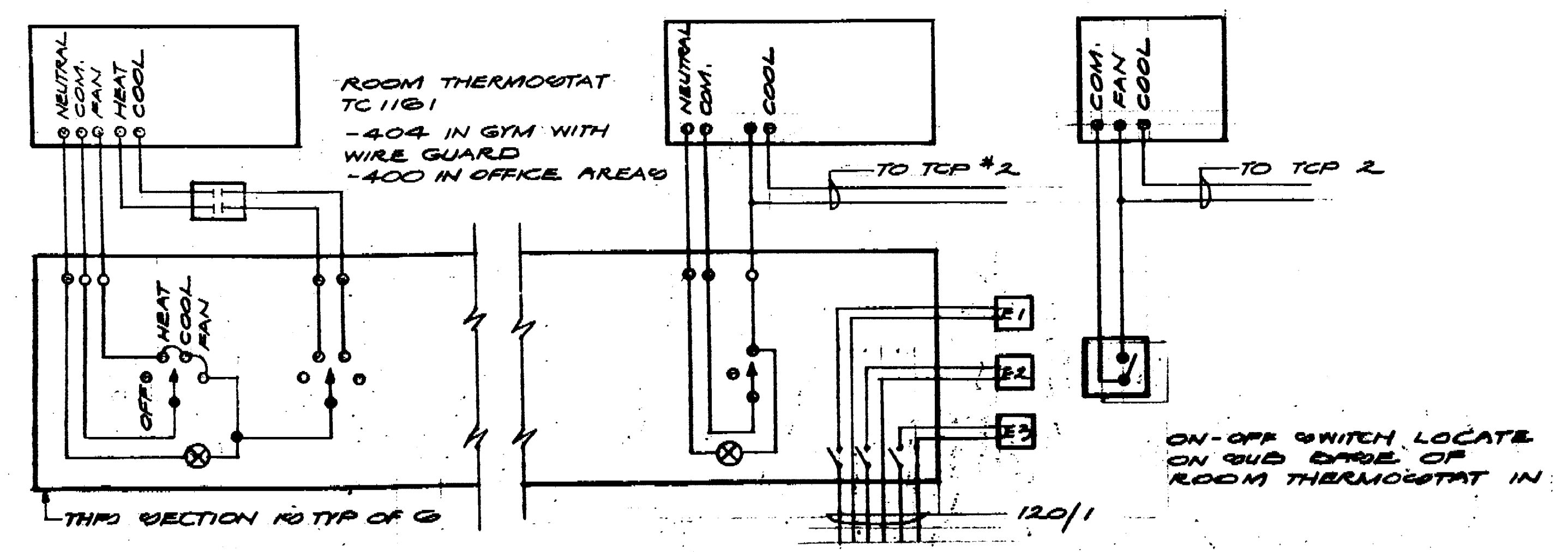
SECTION aa
SCALE: 1/4" = 1'-0"



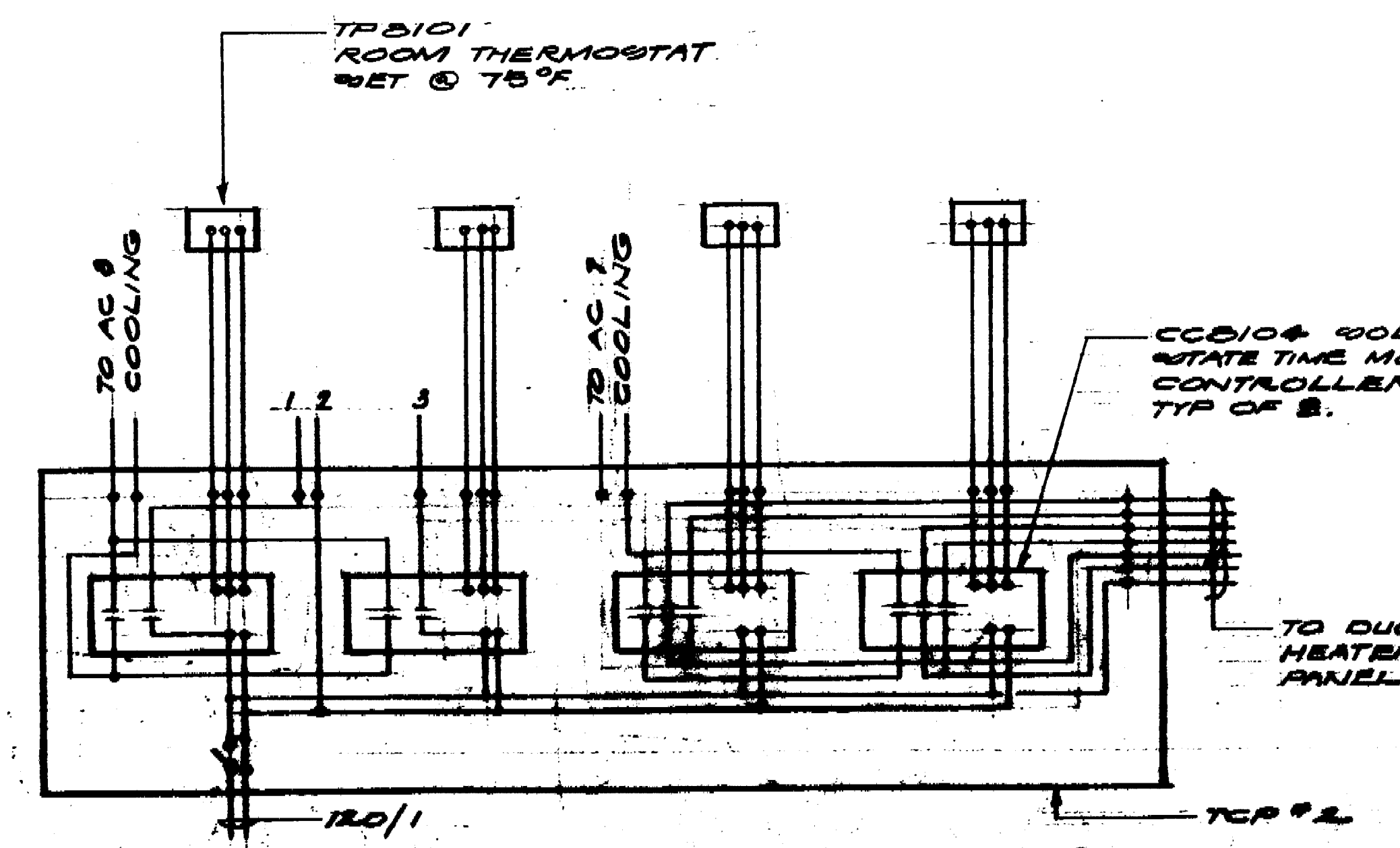
ELECTRIC DUCT HEATER CONTROL
NO SCALE



ELECTRIC DUCT HEATER CONTROL
NO SCALE



TEMPERATURE CONTROL PANEL TCP-1
NO SCALE



TEMPERATURE CONTROL PANEL TCP-2
NO SCALE

NOTE: PANEL SHALL BE SPECIFIED IN WALL WITHIN OF 4" x 8" LUG BUS & M.V. BY D.C. HALL 2" PENETRATION IN SOLID REED WALLS.

OFFICE OF THE STATE ARCHITECT
STRUCTURAL SAFETY SECTION
40690 APPROVED OCT 3 '77

APPROVED
SEP 20 1977

No.	Rev.	Description	Date	By
1				

Marquis Associates
Architects and Planners
243 Vallejo Street
San Francisco, California 94111
415-788-2044

NORTH STOCKTON COMMUNITY CENTER
STOCKTON, CALIFORNIA

STRUCTURAL
Haj. T. Desai Associates
1045 Sansome Street
San Francisco, California
415 397-5365


MECHANICAL & ELECTRICAL
Chamberlain & Painter
457 Mission Street
San Francisco, California
415 982-1823

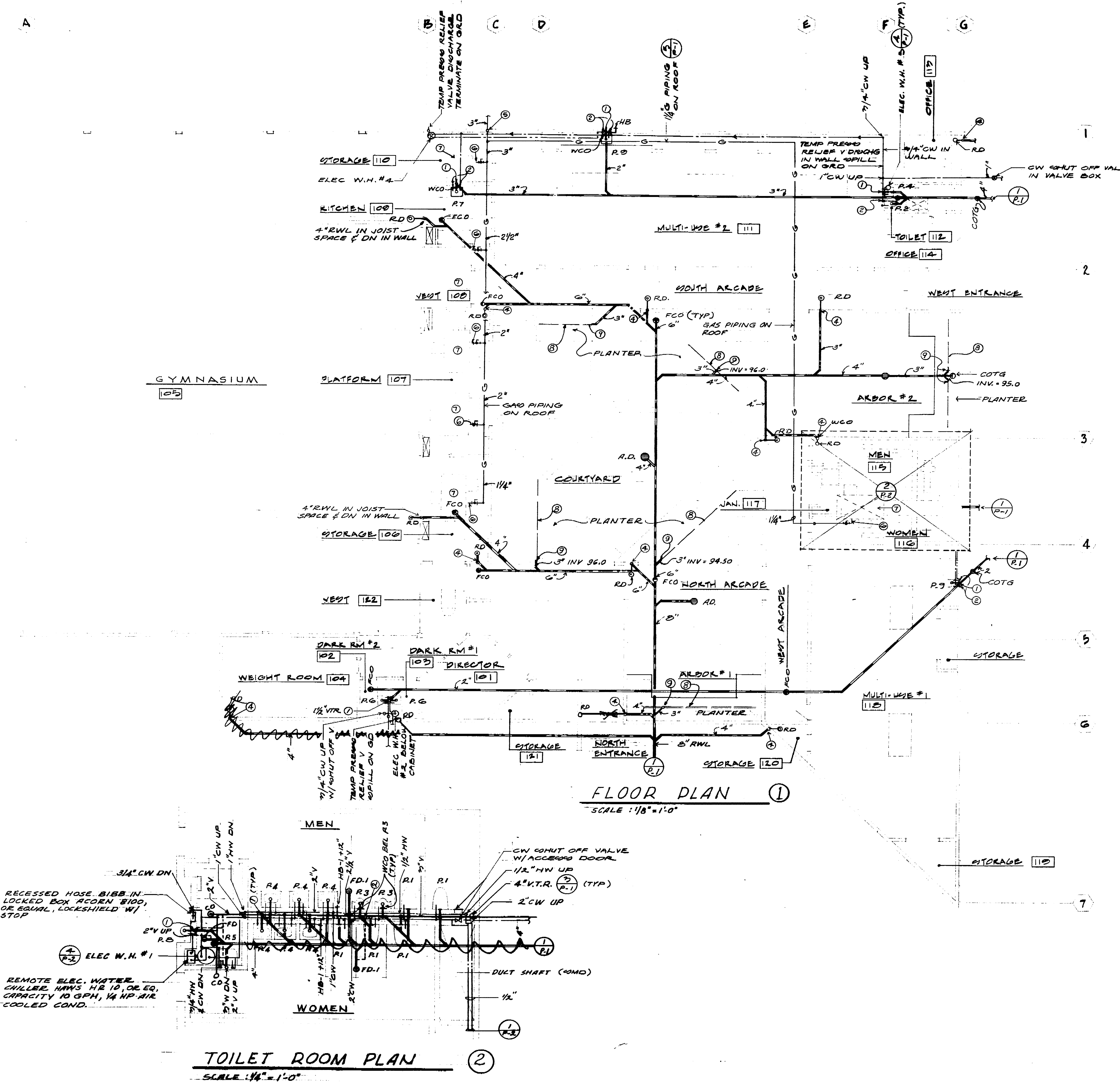
SOILS
J. H. Kleinfelder & Associates
2825 Myrtle Street
Stockton, California
209 466-2922

MECHANICAL
Paul Oppenheim
P. O. Box 275, Star Route
Kamellito, California
415 388-3898

LANDSCAPE & CIVIL
Dept. of Public Works & Dept. of Parks & Recreation
City Hall
Stockton, California

SECTIONS & DIAGRAMS





- NOTES**
- ① 2" W DN, 1 1/2" V UP
 - ② 2" V UP
 - ③ 1/2" HW & CW DN
 - ④ 3" RWL UP TO RD
 - ⑤ 3" G UP
 - ⑥ GAS WITH SHUT OFF COCK CONN. TO ROOF MTD MECH. EQUIP
 - ⑦ ROOF MOUNTED MECH. EQUIP (30 MTD)
 - ⑧ PERFORATED DRAIN PIPE IN BOTTOM OF PLANTER (SAD)
 - ⑨ 3" RWL STUB OUT FOR CONNECTION TO PLANTER DRAIN LINE

OFFICE OF THE STATE ARCHITECT
 STRUCTURAL SAFETY SECTION
 40690 APPROVED OCT 3 '77
 APPROVED
 SEP 22 1977
 STATE FIRE MARSHAL
 CALIFORNIA REGION
 7E
 No. | Rev. | Description | Date | City
 Revisions
 Job No. 7015 Checked by
 Drawn by Dated 1-19-77

Marquis Associates
 Architects and Planners
 243 Vallejo Street
 San Francisco
 California 94111
 415-788-2644

NORTH STOCKTON COMMUNITY CENTER
 STOCKTON, CALIFORNIA

CONSULTANTS

STRUCTURAL
 Raj. T. Desai Associates
 1045 Sansome Street
 San Francisco, California
 415 397-5365

MECHANICAL & ELECTRICAL
 Chamberlain & Painter
 657 Mission Street
 San Francisco, California
 415 982-1823


SOILS
 J. H. Kleinfelder & Associates
 2825 Myrtle Street
 Stockton, California
 209 466-2932

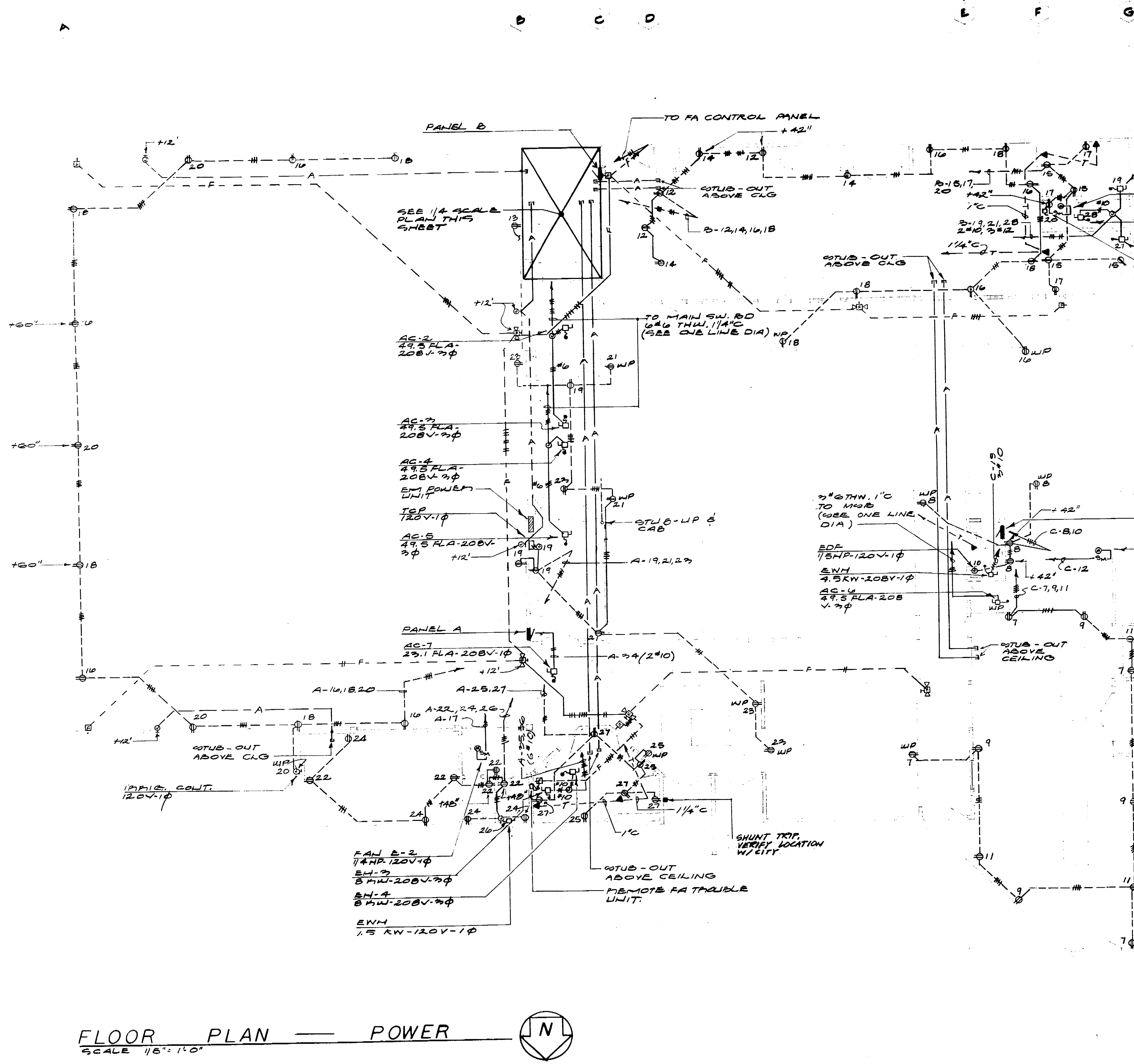
ESTIMATOR
 Paul Oppenheim
 P. O. Box 275, Star Route
 Sausalito, California
 415 388-3898

LANDSCAPE & CIVIL
 Dept. of Public Works & Dept.
 of Parks & Recreation
 City Hall
 Stockton, California

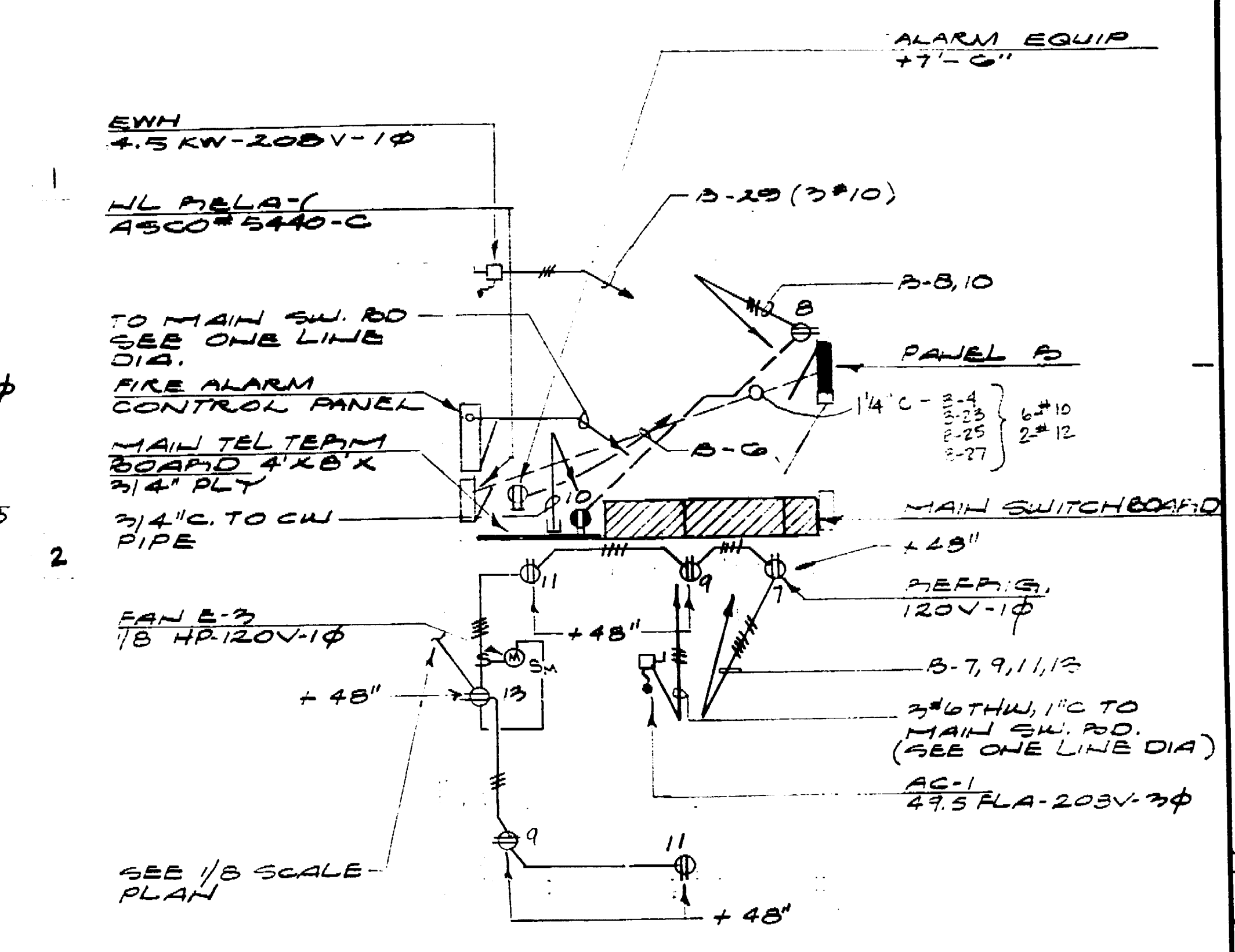
FLOOR PLANS

Sheet
 Title
 Date
 Sheet
 Number





FLOOR PLAN — POWER
SCALE 1/8" = 1'-0"



PARTIAL FLOOR PLAN
SCALE 1/4" = 1'-0"

- NOTES
1. VERIFY ALL ALARM SYSTEM REQUIREMENTS WITH ALARM SYSTEM CONTRACTOR BEFORE CONDUIT ROUGH-IN. MAINTAIN MINIMUM CLEARANCE BETWEEN ALARM CONDUITS.
 2. SEE MECHANICAL CONTROL DIAGRAMS FOR CONTROL WIRING BY ELECTRICAL CONTRACTOR.
 3. SEE MECHANICAL & PLUMBING DRAWINGS FOR EXACT LOCATION OF EQUIPMENT REQUIRING ELECTRICAL CONNECTIONS.
 4. VERIFY ALL TELEPHONE SYSTEM REQUIREMENTS WITH T & T CO. BEFORE ROUGH IN.
 5. RUSH ALARM SYSTEM CONDUITS INTO ELECTRICAL ROOM AS DIRECTED BY ALARM SYSTEM CONTRACTOR.
 6. SEE SHEETS A-1 & A-2 FOR EXACT LOCATIONS OF CERTAIN LIGHT SWITCHES AND POWER RECEPTACLES.

OFFICE OF THE STATE ARCHITECT
DIVISION OF SAFETY SECTION
40690 APPROVED 8/23/77
APPROVED
SEP 20 1977
STATE OF CALIFORNIA
CONTRACT 85509

No.	Date	Description	Drawn	Check
1				
2				
3				
4				
5				
6				
7				

Marquis Associates
Architects and Planners
243 Vallejo Street
San Francisco
California 94111
415-789-2644

NORTH STOCKTON COMMUNITY CENTER
STOCKTON, CALIFORNIA

CONSULTANTS
STRUCTURAL
Raj. T. Desai Associates
1045 Sansome Street
San Francisco, California
415-397-5365
MECHANICAL & ELECTRICAL
Chamberlain & Painter
657 Mission Street
San Francisco, California
415 982-1823


SOILS
J. H. Kleinfelder & Associates
2825 Myrtle Street
Stockton, California
209 466-2932
ESTIMATOR
Paul Oppenbalm
P. O. Box 275, Star Route
Seaside, California
415 388-3898

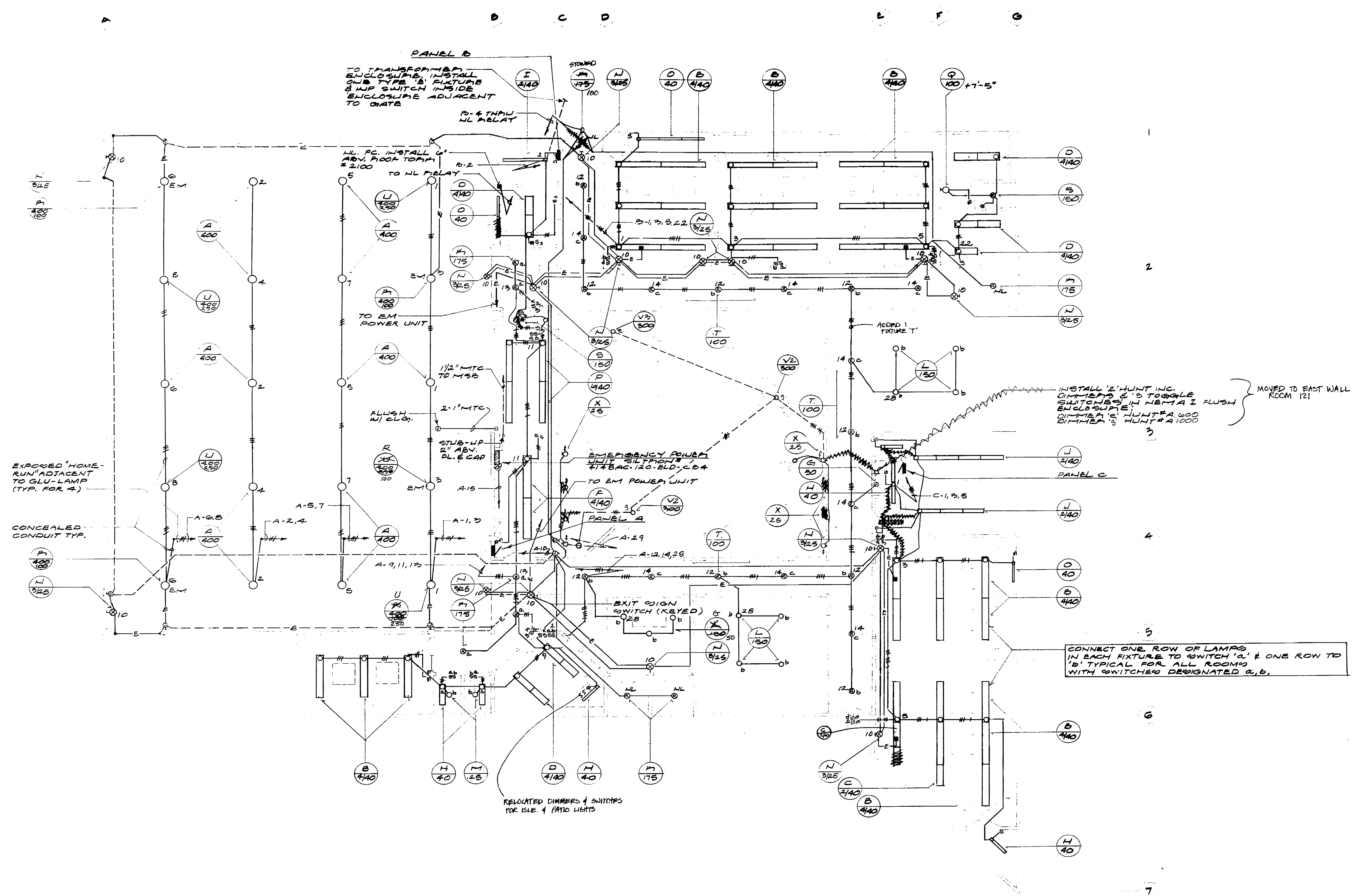
LANDSCAPE & CIVIL
Dept. of Public Works & Dept.
of Parks & Recreation
City Hall
Stockton, California

POWER FLOOR PLAN

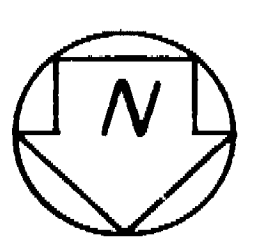
Sheet No. **AS NOTED**

E-3





FLOOR PLAN — LIGHTING
 SCALE 1/8" = 1'-0"



- NOTES:**
1. USE ARCHITECTURAL REFLECTED CEILING PLAN FOR EXACT LOCATION OF LIGHTING FIXTURES
 2. DO NOT CUT OR NOTCH 2 X 10 JOISTS AT GYMNASIUM CEILING

APPROVED
 SEP 24 1977
 40690 APPROVED 1003-77
 Job No. 7615 Checked by P
 Drawn by AQ Dated 1-11-77

Marquis Associates
 Architects and Planners
 243 Vallejo Street
 San Francisco
 California 94111
 415-788-2544


NORTH STOCKTON COMMUNITY CENTER
 STOCKTON, CALIFORNIA

- CONSULTANTS:**
- STRUCTURAL:**
 Raj. T. Desai Associates
 1045 Sansome Street
 San Francisco, California
 415-397-5365
 - MECHANICAL & ELECTRICAL:**
 Chamberlain & Painter
 657 Mission Street
 San Francisco, California
 415 982-1823
 - SOILS:**
 J. H. Kleinfelder & Associates
 2825 Myrtle Street
 Stockton, California
 209 466-2932
 - ESTIMATOR:**
 Paul Oppenheim
 P. O. Box 275, Star Route
 Sausalito, California
 415 388-3898

LANDSCAPE & CIVIL:
 Dept. of Public Works & Dept. of Parks & Recreation
 City Hall
 Stockton, California

LIGHTING FLOOR PLAN

Drawn by **AQ**
 Title **NOTED**
 Sheet **E-2**

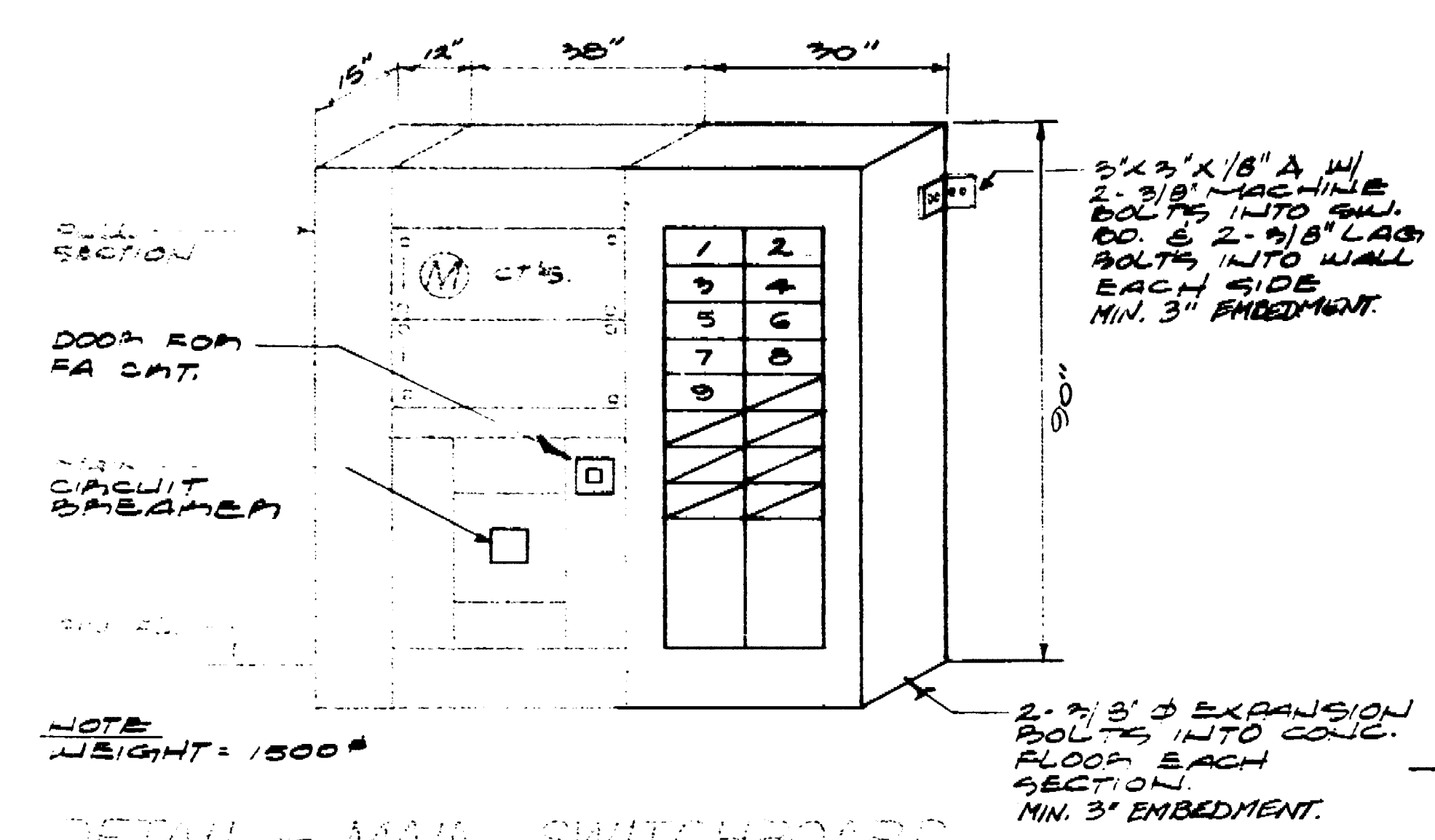


FIXTURE SCHEDULE			
TYPE	QTY	DESCRIPTION	REMARKS
A	100	HOLOGRAPHIC METAL HALIDE FIXTURE WITH 400 WATT LAMP, HUBBELL #H914-120 200 MOUNTED POWER HOOD ASSEMBLY, (SEE DETAIL), WIPER G.O. SURFACE MOUNTED 12" x 36" FLUORESCENT FIXTURE W/ WRAP-AROUND ACRYLIC PRESIMATIC LENS, 4 LAMPS	
B	4140	FLUORESCENT	
C	2140	FLUORESCENT	
D	4140	FLUORESCENT	
E	100	PRESCOLITE WALL MOUNTED INCANDESCENT FIXTURE W/ OPAL GLASS DIFFUSER	
F	400	GLOBE SURFACE MOUNTED FLUORESCENT STRIP LIGHT, 96" LONG, 4 LAMP	
G	50	PRESCOLITE RECESSED INCANDESCENT DOWN LIGHT W/ BLACK MILLIGROOVE BARREL	
H	40	GLOBE SURFACE MOUNTED FLUORESCENT STRIP LIGHT, 72" LONG, ONE LAMP	
I	2140	GLOBE SURFACE MOUNTED FLUORESCENT STRIP LIGHT, 96" LONG, 2 LAMP	
J	2140	MARCO SURFACE MOUNTED FLUORESCENT FIXTURES W/ WRAP-AROUND LEXAN DIFFUSER, 2 LAMPS	
K	175	MARCO RECESSED MERCURY VAPOR FIXTURE W/ TEMPERED LENS, 175 WATT DELUXE WHITE LAMP, 4 SOCKETS	
L	150	CELINE SURFACE MOUNTED INCANDESCENT DOWN LIGHT WITH FILTER AS SELECTED BY ARCHITECT	
M	25	COLE SURFACE MOUNTED EXIT SIGN W/ GREEN LETTERS ON WHITE BACK-GROUND & AUXILIARY SOCKET FOR 25 WATT EMERGENCY LAMP	
N	2125	M/PHILBEN SURFACE MOUNTED FLUORESCENT FIXTURE WITH LENS FOR UNDER CABINET MOUNTING	
O	40	ALSCO SURFACE MOUNTED FLUORESCENT FIXTURE WITH WRAP-AROUND ACRYLIC DIFFUSER, 6 LAMPS	
P	6140	GARCO SURFACE MOUNTED INCANDESCENT FIXTURE W/ OPAL GLASS DIFFUSER	
Q	100	PRESCOLITE SAME AS TYPE 'A' EXCEPT W/ ADDED SOCKET FOR 100 WATT QUARTZ LAMP	
R	400	HOLOGRAPHIC RECESSED INCANDESCENT FIXTURE W/ TEMPERED LENS	
S	150	MARCO SAME AS TYPE 'K' EXCEPT W/ 100 WATT DELUXE WHITE LAMP	
T	100	MARCO SAME AS TYPE 'K' EXCEPT W/ 100 WATT DELUXE WHITE LAMP	
U	400	HOLOGRAPHIC SAME AS TYPE 'A' EXCEPT W/ 250 WATT QUARTZ LAMP EXTINGUISHES AFTER 5 MIN	
V	250	MOLDCAST POST LIGHT W/ 250 W DEL WHT MERC LAMP, 208 VOLT, 10 FT. BEAMS PAINT PALE	
V1	250	MOLDCAST SAME AS 'V' EXCEPT ASSY. DIST.	
V2	300	MOLDCAST SAME AS 'V' EXCEPT INCANDESCENT, 8 PALE	
V3	300	MOLDCAST SAME AS 'V1' EXCEPT INCANDESCENT, 8 PALE	
W	-	ST LIGHT TURN & INSTALL CITY OF STOCKTON STANDARD ST LIGHT PER CITY DRAWING # 50	
X	25	PRESCOLITE INCANDESCENT STEP LIGHT W/ LOUVER	

NOTES:
 1. FINISH OF ALL LIGHTING FIXTURES SHALL BE AS SELECTED BY THE ARCHITECT.
 2. INSTALL 100 VOLT LONG LIFE LAMPS IN ALL INCANDESCENT FIXTURES.
 3. FOR TYPE 'A' FIXTURES, PROVIDE SAFETY CABLE ATTACHMENT DETAILS TO ARCHITECT FOR SUBMITTAL TO OFFICE OF STATE ARCHITECT FOR APPROVAL PRIOR TO INSTALLATION.

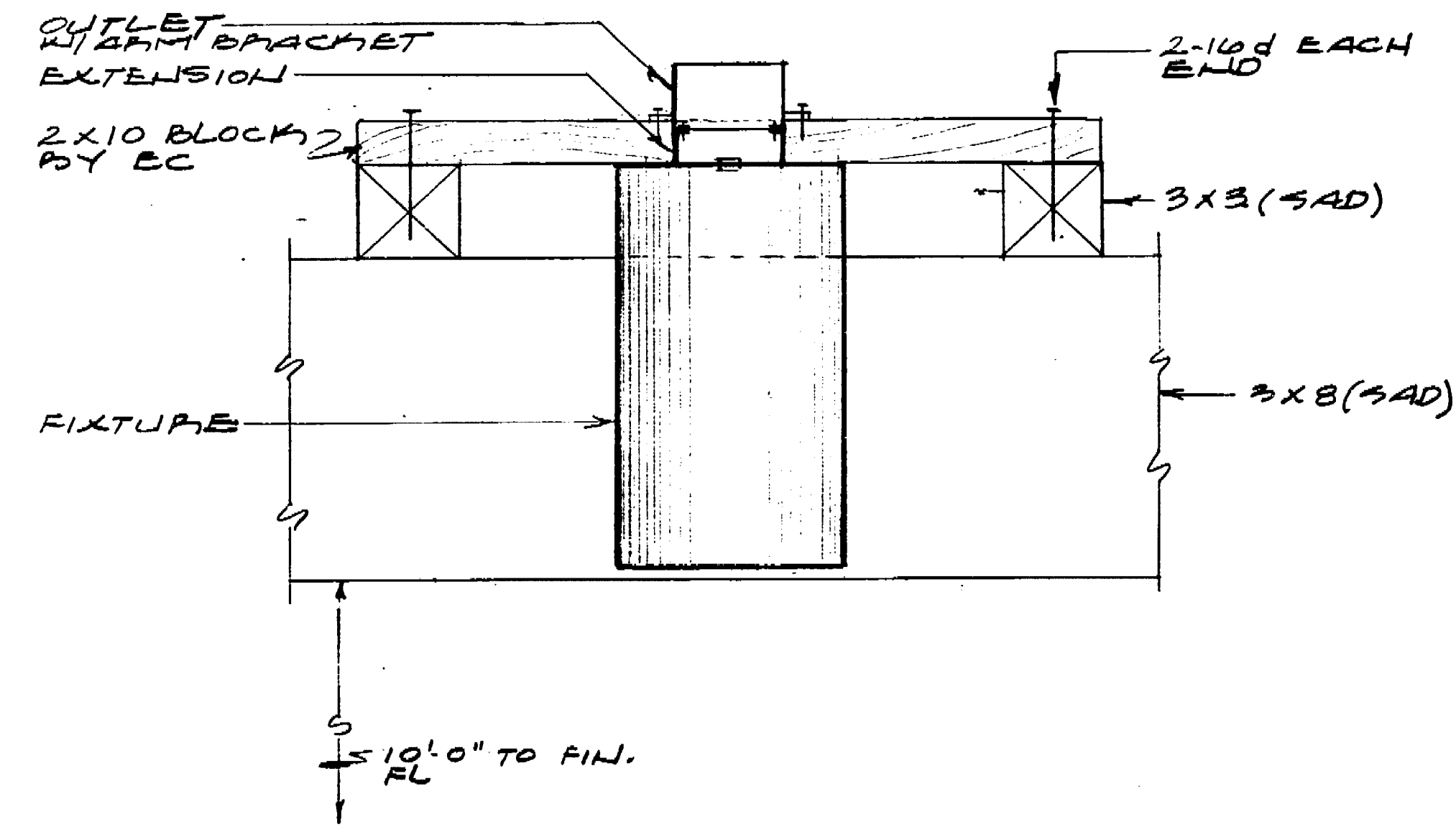
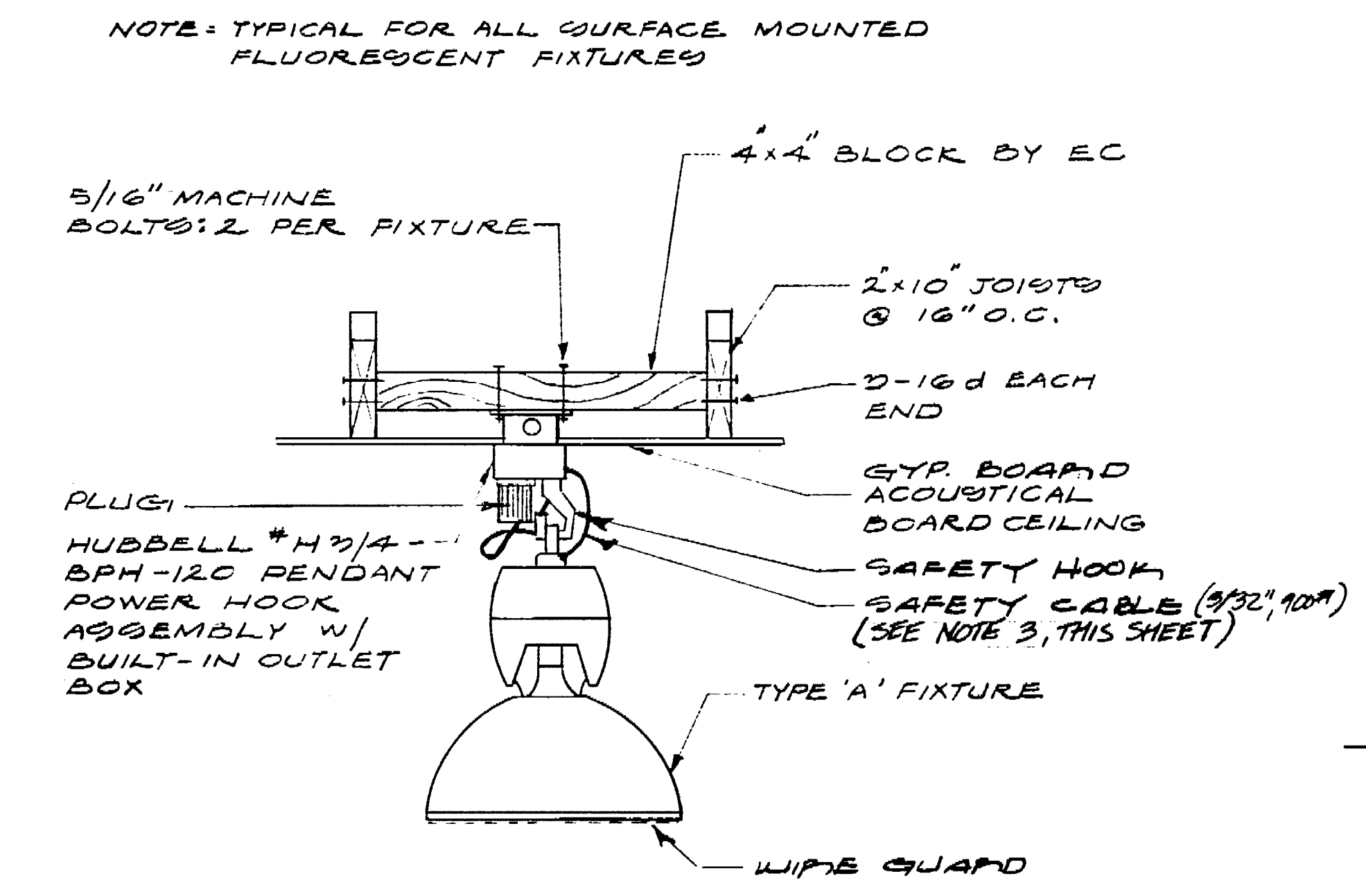
PANEL SCHEDULE 120/200V-3P 4W			
QTY	TYPE	CIRCUIT BREAKERS	REMARKS
1	A	20 1 THRU 23, 27	
2	A	30 24	
3	A	30 25, 26	
1	B	20 1 THRU 27	
2	B	30 28	
3	B	30 29, 31, 32	
2	B	30 29	SPACES ONLY
1	C	20 1 THRU 18	
2	C	30 19	

NOTE: SECURE PANELS TO STUD WALLS WITH 3/4" WOOD SCREWS EACH END, MIN. 2" EMBEDMENT IN SAND WOOD PLANKING.



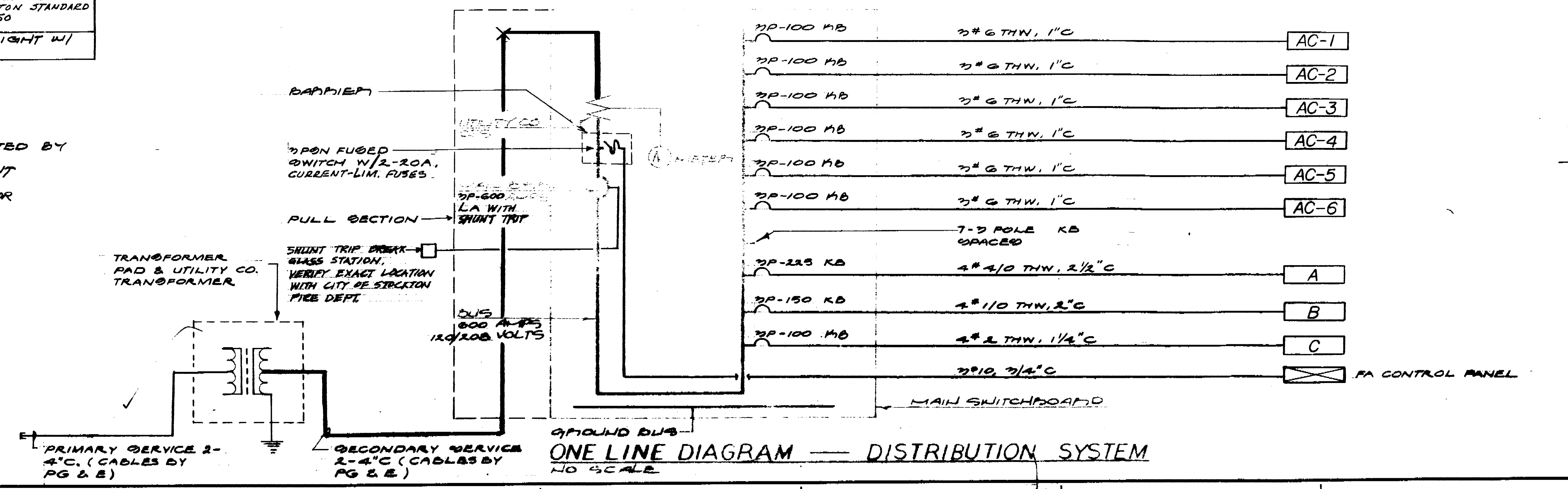
DETAIL - MAIN SWITCHGEAR

MOUNTING DETAIL TYPE 'B' FIXTURE



MOUNTING DETAIL TYPE 'L' FIXTURE NO SCALE

MOUNTING DETAIL TYPE 'A' FIXTURE NO SCALE



ONE LINE DIAGRAM - DISTRIBUTION SYSTEM NO SCALE

Office of the State Architect
 Structural Safety Section
 40690 APPROVED OCT 3 '77

APPROVED
 SEP 20 1977
 STATE FIRE MARSHAL
 CONSTRUCTION DIVISION

No.	Date	Description	By	Chk.
1	7-15	Checked by	P	
2	9-11-77	Dated	AQ	

Marquis Associates
 Architects and Planners
 243 Vallejo Street
 San Francisco
 California 94111
 415-778-0544

NORTH STOCKTON COMMUNITY CENTER
 STOCKTON, CALIFORNIA

CONSULTANTS

STRUCTURAL
 Raj. T. Desai Associates
 1045 Sansome Street
 San Francisco, California
 415-397-5365

MECHANICAL & ELECTRICAL
 Chamberlain & Painter
 657 Mission Street
 San Francisco, California
 415-382-1823

SOILS
 J. H. Kleinfelder & Associates
 2825 Myrtle Street
 Stockton, California
 209-466-2932

ESTIMATOR
 Paul Oppenheim
 P. O. Box 275, Star Route
 Sausalito, California
 415-388-2898

LANDSCAPE & CIVIL
 Dept. of Public Works - Dept.
 of Parks & Recreation
 City Hall
 Stockton, California

DIAGRAM, DETAILS & SCHEDULES

Scale: 1/4" = 1'-0"

